

YS35V-E SERIES

60W



Features

- Energy efficiency level VI
- Class II Power Supply
- 3 Years Warranty
- Universal AC input/Full range
- No load power consumption < 0.21W
- Protections: Short Circuit /Over Load / Over Voltage
- -20~+50°C wide range working temperature

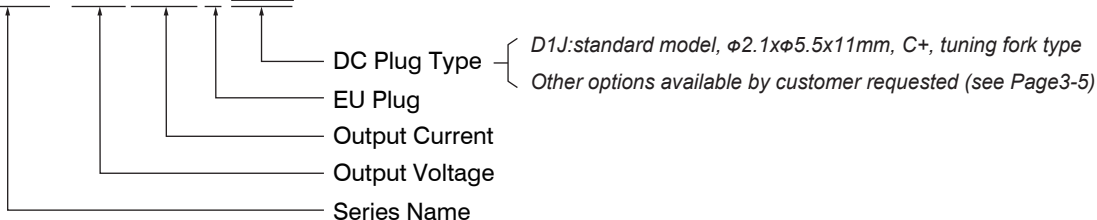
Applications

- Digital Equipment
- Industrial Equipments
- Consumer Electronic Devices
- Telecommunication Devices

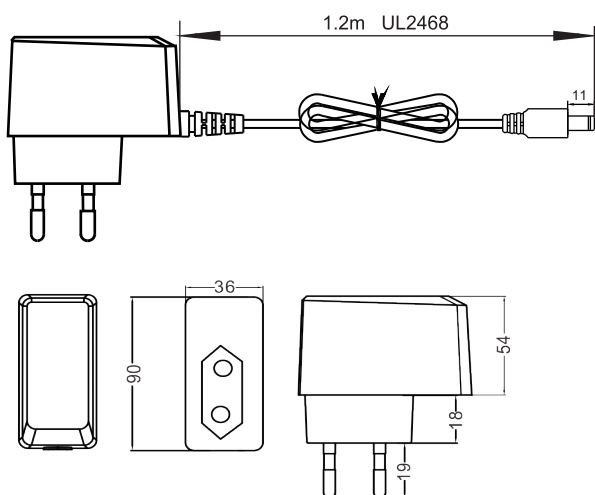


Model Description

YS35V - XXXYYYY E-D1J



Dimensions and installation



Standard Cable	1.2m UL2468 (Option: UL2464, UL1185)
9 ~ 15V	18AWG
24V	20AWG
36 ~ 48V	22AWG



Specification

Model	Order P/N	YS35V-0905000E-D1J	YS35V-1205000E-D1J	YS35V-1504000E-D1J	YS35V-2402500E-D1J	YS35V-3601660E-D1J	YS35V-4801250E-D1J
	Safety Model No.	YS35V-0905000	YS35V-1205000	YS35V-1504000	YS35V-2402500	YS35V-3601660	YS35V-4801250
Output	DC Voltage	9V	12V	15V	24V	36V	48V
	Rated Current	5A	5A	4A	2.5A	1.66A	1.25A
	Rated Power	45W	60W	60W	60W	60W	60W
	Ripple & Noise(max.)	150mVp-p	150mVp-p	180mVp-p	200mVp-p	300mVp-p	400mVp-p
	Voltage Tolerance	±5%	±5%	±5%	±5%	±5%	±5%
	Line Regulation	±3%	±3%	±3%	±3%	±3%	±3%
	Load Regulation	±5%	±5%	±5%	±5%	±5%	±5%
	Setup,Rise,Hold up Time	1.5s,30ms,80ms/230VAC(at full load)			2.0s,30ms,18ms/115VAC(at full load)		
Input	Rated Voltage Range	100-240VAC					
	Voltage Range	90-264VAC					
	Frequency Range	50/60Hz					
	AC Current	1.5A/115VAC		1.3A/230VAC			
	Inrush Current	Cold Start 130A/200us at 230VAC 50Hz			Cold Start 60A/200us at 115VAC 50Hz		
	Leakage Current	<0.25mA/230VAC					
	Efficiency	87.8%	88%	88%	88%	88.5%	89%
	No Load Power Consumption	<0.21W					
Protection	Over Load	110~190% Hiccup mode, recovers automatically after fault condition is removed.					
	Short Circuit	Recovers automatically after fault condition is removed.					
	Over Voltage	120~180%					
		Shut down o/p voltage, re-power on to recover.					
Ambient	Working TEMP.	-20 ~ +50 C (Please refer to "Derating Curve"section)					
	Working Humidity	20 ~ 95%RH Non-condensing					
	Storage TEMP. Humidity	-40 ~ +70 C, 10 ~ 95%RH Non-condensing					
	TEMP. Coefficient	±0.03%/(0 ~ 40 C)					
	Vibration	10 ~ 500Hz, 5G 12min./1cycle, period for 72min. each along X, Y, Z axes					
Safety	Safety Standards	EN62368-1					
	Withstand Voltage	I/P-O/P: 3KVAC/1min					
	Isolation Resistance	I/P-O/P:100M Ohms / 500VDC / 25 C / 70% RH					
EMC	EMC Emission	Parameter	Standard			Test Level	
		Conducted	EN55032(CISPR32)			CLASS B	
		Radiated	EN55032(CISPR32)			CLASS B	
		Harmonic Current	EN61000-3-2			CLASS B	
		Voltage flicker	EN61000-3-3			CLASS B	
	EMC Immunity	Parameter	Standard			Test Level	
		ESD	EN61000-4-2			Level 3, 8KV air, criteria A	
		Radiated Susceptibility	EN61000-4-3			Level 3, criteria A	
		EFT/Burest	EN61000-4-4			Level 3, criteria A	
		Surge	EN61000-4-5			Level 4, 2KV/L-N, criteria A	
Conducted		EN61000-4-6			Level 3, criteria A		
Magnetic Field		EN61000-4-8			Level 4, criteria A		
Voltage Dips and interruptions	EN61000-4-11			> 95% dip 0.5 periods, 30% dip 25 periods, >95% interruptions 250 periods			
Others	Packing	180g/pcs; 55 x 26 x 24.5 cm; 50pcs/carton					
	Dimension (LxWxH)	90 x 36 x 54 mm					
	Plug and Cable	See page 3~5; Other type available by customer requested					
	MTBF	134.6Khrs min. MIL-HDBK-217F(25 C)					
Note	<ol style="list-style-type: none"> 1. Tolerance: includes set up tolerance, line regulation and load regulation. 2. Ripple & noise are measured at 20MHz of bandwidth by using a 12" twisted pair-wire terminated with a 0.1uf & 47uf parallel capacitor. 3.Line regulation is measured from low line to high line at rated load. 4.Load regulation is measured from 0% to 100% rated load. 5. All parameters NOT specially mentioned are measured at nominal voltage input, rated load and 25 C of ambient temperature. 6. De-rating may be needed under low input voltages. Please refer to "Static Characteristic" sections for details. 7. The power supply is considered as a component that will be operated in combination with final equipment.Since EMC performance will be affected by the complete installation, the final equipment manufacturers must re-qualify EMC Directive on the complete installation again. 						

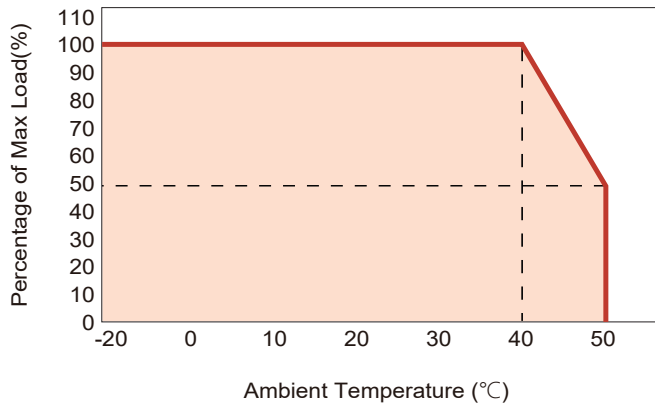
File last modification time: 2025-2-25

YS35V-E SERIES

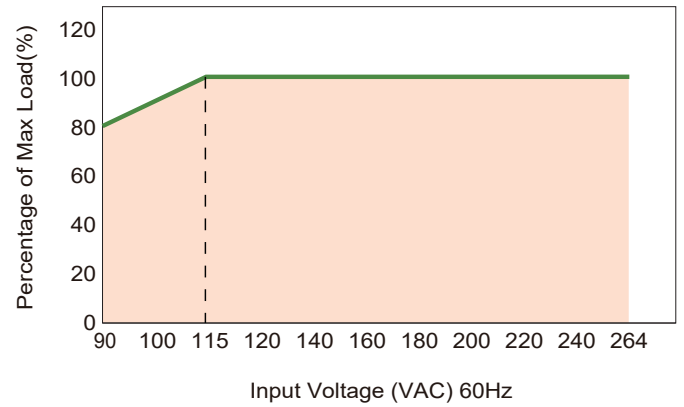
60W

Feature Curves

1. Derating Curve

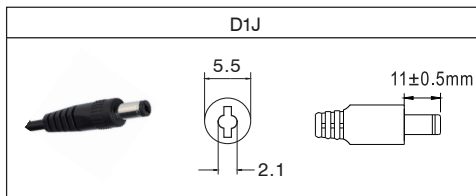
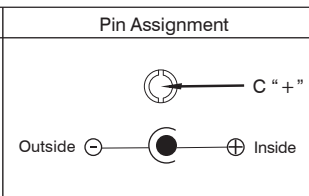


2. Static Characteristics



DC Output Plug (Option)

Standard Model : D1J

D1J	Pin Assignment
	

Optional DC plug:

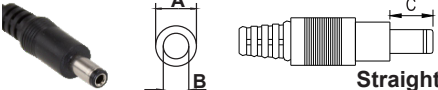
Tuning Fork Style	Straight		
	A	B	C
Type No.	OD	ID	L
	D1I	5.5	2.1
D1L	5.5	2.5	9.5
D1M	5.5	2.5	11.0

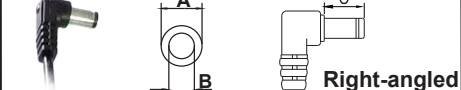
Tuning Fork Style	Right-angled		
	A	B	C
Type No.	OD	ID	L
	D1IR	5.5	2.1
D1JR	5.5	2.1	11.0
D1LR	5.5	2.5	9.5
D1MR	5.5	2.5	11.0

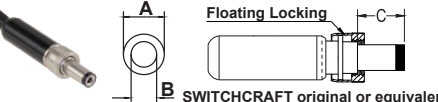
YS35V-E SERIES

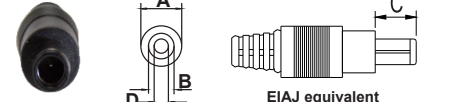
60W

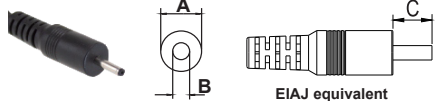
DC Output Plug (Option)

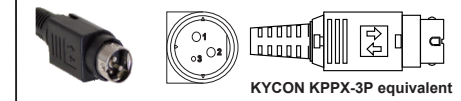
Barrel Style			
	A	B	C
Type No.	OD	ID	L
D2I	5.5	2.1	9.5
D2J	5.5	2.1	11.0
D2L	5.5	2.5	9.5
D2M	5.5	2.5	11.0

Barrel Style			
	A	B	C
Type No.	OD	ID	L
D2IR	5.5	2.1	9.5
D2JR	5.5	2.1	11.0
D2LR	5.5	2.5	9.5
D2MR	5.5	2.5	11.0

Lock Style			
	A	B	C
Type No.	OD	ID	L
D2S(S761K)	5.53	2.03	12.06
D2K(761K)	5.53	2.54	12.06
D2C(S760K)	5.53	2.03	9.52
D2D(760K)	5.53	2.54	9.52

Center Pin Style				
	A	B	C	D
Type No.	OD	ID	L	Center Pin
D4A	5.5	3.4	11.0	1.0
D4B	6.5	4.4	11.0	1.4
D4C	7.4	5.1	11.0	0.6

Tuning Fork Style			
	A	B	C
Type No.	OD	ID	L
D3A	2.35	0.7	11.0
D3B	4.0	1.7	11.0
D3C	4.75	1.7	11.0

MIN.Din 3Pin with Lock(male)		
	Pin Assignment	
	PIN No.	Output
M6B	1	+Vo
	2	-Vo
	3	+Vo

YS35V-E SERIES

60W

DC Output Plug (Option)

MIN.Din 4Pin with Lock(male)		
	KYCON KPPX-4P equivalent	
Type No.	Pin Assignment	
	PIN No.	Output
M7B	1	+Vo
	2	-Vo
	3	-Vo
	4	+Vo

MIN.Din 4Pin with Lock(female)		
	KYCON KPJX-CM-4S equivalent	
Type No.	Pin Assignment	
	PIN No.	Output
M7BF	1	+Vo
	2	-Vo
	3	-Vo
	4	+Vo

Barrel Style		
	KYCON M1B equivalent	
Type No.	Pin Assignment	
	PIN No.	Output
M1B	1	-Vo
	2	-Vo
	3	+Vo
	4	-Vo
	5	+Vo

Stripped and tinned leads	<p>Length of Land L1 by request YJ's standard length, L: 30 mm, L1: 5 mm NOTE: The wire color is for reference only, please refer to the actual product</p>	
	KYCON M1B equivalent	
Type No.	Pin Assignment	
	PIN No.	Output
by customer	1	+Vo
	2	-Vo

Type-C			
	KYCON C1 equivalent		
Type No.	A	B	C
	OD	ID	L
C1	2.4	1.3	8.25