

Features

- MEAN WELL Patent Application Number: 202330347779.4
- Interchangeable AC plugs (I-Type)
- Global certificates in multi-fields (ITE 62368-1, Medical 60601-1, Household 60335-1, Industrial 61558-1/-2-16)
- 80~264Vac Universal AC input
- Ultra slim(28mm)
- No load power consumption < 0.075W
- Energy efficiency Level VI
- Class II power (no earth pin)
- Protections: Short circuit / Overload / Over voltage
- Pass LPS
- Extremely low leakage current < 100uA
- -30°C~+70°C wide range working temperature
- Various DC plug quick adapter accessory available (Plug kit sold separately, please refer to : https://www.meanwell.com/upload/pdf/DC_plug.pdf)
- 3 years warranty

Applications

- Consumer electronic devices
- Telecommunication devices
- Office facilities
- Industrial equipments
- Medical devices
- Household devices

GTIN CODE

MW Search: <https://www.meanwell.com/serviceGTIN.aspx>

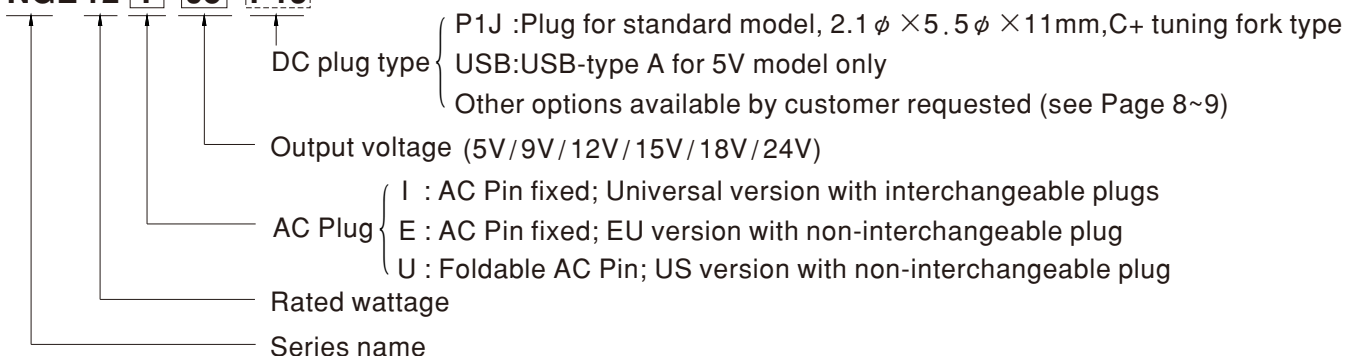
Description

NGE12 is a highly reliable, 12W wall-mounted style single-output green adaptor series, which is compact and convenient for carry. This product is equipped with 7 types of interchangeable AC plug (European, USA, U.K., Australian, China, Korea and India type) that makes it very suitable for travel use. NGE12 is a Class II power unit (no FG), accepting the input range from 80VAC to 264VAC that it can satisfy the demands for various types of electrical devices.

With the working efficiency up to 88.5% and the extremely low no-load power consumption below 0.075W, NGE12 is compliant with the latest USA energy regulation EISA 2007/DoE, Canada NRCAN, Australia and New Zealand MEPS, Korea KMEPS, EU ErP and CoC version 5. The supreme feature allows the adaptor to save the energy when it is under either the operating mode or the standby mode. The entire series is approved for ITE, medical, household and industrial appliance safety regulations; moreover, it adopts the 94V-0 flame retardant plastic case that it can effectively prevent users from electric hazard.

Model Encoding

NGE 12 I 05 -P1J



SPECIFICATION	NGE12○05-□ □=P1J USB	NGE12○09-P1J	NGE12○12-P1J	NGE12○15-P1J	NGE12○18-P1J	NGE12○24-P1J	
	○ = I, U, E						
OUTPUT							
DC VOLTAGE	Note.2	5V	9V	12V	15V	18V	24V
RATED CURRENT		2.4A	1.33A	1.0A	0.8A	0.83A	0.625A
CURRENT RANGE		0 ~ 2.4A	0 ~ 1.33A	0 ~ 1.0A	0 ~ 0.8A	0 ~ 0.83A	0 ~ 0.625A
RATED POWER		12W	12W	12W	12W	15W	15W
RIPPLE & NOISE (max.)	Note.3	60mVp-p	100mVp-p	120mVp-p	150mVp-p	180mVp-p	240mVp-p
VOLTAGE TOLERANCE	Note.4	±5.0%	±5.0%	±3.0%	±3.0%	±3.0%	±3.0%
LINE REGULATION	Note.5	±1.0%	±1.0%	±1.0%	±1.0%	±1.0%	±1.0%
LOAD REGULATION	Note.6	±5.0%	±5.0%	±3.0%	±3.0%	±3.0%	±3.0%
SETUP, RISE, HOLD UP TIME		1500ms, 30ms, 30ms / 230Vac		3000ms, 30ms, 10ms / 115Vac at full load			
INPUT							
VOLTAGE RANGE	Note.7	80 ~ 264Vac 113 ~ 370Vdc					
FREQUENCY RANGE		47 ~ 63Hz					
EFFICIENCY (Typ.)		82%	86.5%	87.5%	87%	88.5%	88.5%
AC CURRENT		0.4A / 115Vac 0.25A / 230Vac					
INRUSH CURRENT (max.)		COLD START 40A / 115Vac 80A / 230Vac					
LEAKAGE CURRENT (max.)		Touch current < 100uA (rms) @264Vac					
PROTECTION							
OVERLOAD		110% ~ 150% rated output power					
		Protection type : Hiccup mode, recovers automatically after fault condition is removed					
OVER VOLTAGE		115% ~ 140% rated output voltage					
		Protection type : Clamp by zener diode					
ENVIRONMENT							
WORKING TEMP.		-30 ~ +70°C (Refer to "Derating Curve")					
WORKING HUMIDITY		20% ~ 90% RH non-condensing					
STORAGE TEMP., HUMIDITY		-20 ~ +85°C, 10 ~ 95% RH non-condensing					
TEMP. COEFFICIENT		±0.03% / °C (0 ~ 45°C)					
VIBRATION		10 ~ 500Hz, 2G 10min./1cycle, period for 60min. each along X, Y, Z axes					
SAFETY & EMC Note.8							
SAFETY STANDARDS		CB IEC62368-1, IEC60601-1/-1-11, IEC61558-1/-2-16, IEC60335-1; UL UL62368-1, CSA C22.2 NO. 62368-1, ANSI/AAMI ES60601-1/-1-11(3.2 Version), CAN/CSA-C22.2 NO.60601-1/-1-11; ANSI/AAMI ES60601-1-11, CAN/CSA-C22.2 NO.60601-1-11(for U Type only) DEKRA BS EN/EN62368-1, BS EN/EN60601-1/-1-11, BS EN/EN61558-1/-2-16, BS EN/EN60335-1; PSE J62368-1; BSMI CNS15598-1; RCM AS/NZS 61558-1/-2-16; EAC TPTC004; CCC GB4943.1 approved. KC KC62368-1; BIS IS13252(part1):2010/IEC60950-1:2005. (Please refer to next page for more details)(NGE12○05-USB without CB/UL/DEKRA 60601-1-11)					
WITHSTAND VOLTAGE		I/P-O/P:4000Vac					



12W AC-DC Reliable Wall-mounted Interchangeable Type Green Adaptor **NGE12 series**

SPECIFICATION		NGE12○05-□ □=P1J USB		NGE12○09-P1J	NGE12○12-P1J	NGE12○15-P1J	NGE12○18-P1J	NGE12○24-P1J	
		○ = I, U, E							
SAFETY & EMC		Note.8							
ISOLATION RESISTANCE		I/P-O/P:100M Ohms / 500VDC / 25°C / 70% RH							
EMC EMISSION		Parameter	Standard					Test Level / Note	
		Conducted emission	BS EN/EN55032(CISPR32)/EN55011 , FCC Part15 , CNS15936, GB/T 9254.1-2021, KC C9832					Class B	
		Radiated emission	BS EN/EN55032(CISPR32)/EN55011 , FCC Part15 , CNS15936, GB/T 9254.1-2021, KC C9832					Class B	
		Harmonic current	BS EN/EN61000-3-2					Class A	
EMC IMMUNITY		Parameter	Standard					Test Level / Note	
		ESD	BS EN/EN61000-4-2					Level 4, 15KV air; Level 4,8KV contact	
		RF field susceptibility	BS EN/EN61000-4-3					Level 2, 3V/m	
		EFT bursts	BS EN/EN61000-4-4					Level 3, 2KV	
		Surge susceptibility	BS EN/EN61000-4-5					Level 3, 1KV/L-N	
		Conducted susceptibility	BS EN/EN61000-4-6					Level 2, 3V	
		Magnetic field immunity	BS EN/EN61000-4-8					Level 4, 30A/m	
		Voltage dips , interruption	BS EN/EN61000-4-11					>95% dip 0. 5 periods, 30% dip 25 periods, >95% interruptions 250 periods	
OTHERS									
MTBF		1272.8 Khrs min. MIL-HDBK-217F (25°C)		7192.4 Khrs min. Telcordia TR/SR-332(Bellcore) (25°C)					
DIMENSION		48*28*55mm (L*W*H)							
PACKING		MAIN BODY	Type	NGE12Ixx-P1J	NGE12Ixx-USB	NGE12Exx-P1J	NGE12Exx-USB	NGE12Uxx-P1J	NGE12Uxx-USB
			P.W.	112g	71g	127g	86g	112g	71g
			Q'TY	96pcs	150pcs	72pcs	120pcs	96pcs	150pcs
			G.W.	12.6kg	12.5kg	11.2kg	13.3kg	12.6kg	12.5kg
			M'MENT	1.02CUFT	0.68CUFT	1.36CUFT	1.25CUFT	1.02CUFT	0.68CUFT
		AC PLUGS	Refer to Page 4						
DC OUTPUT CONNECTOR									
PLUG		See page 8~9 ; Other type available by customer requested							
CABLE		See page 8~9 ; Other type available by customer requested							
NOTE									
<p>1.All parameters are specified at 230VAC input, rated load, 25°C 70% RH ambient.</p> <p>2.DC voltage: The output voltage set at point measure by plug terminal & 50% load.</p> <p>3.Ripple & noise are measured at 20MHz by using a 12" twisted pair terminated with a 0.1 μ F & 47 μ F capacitor.</p> <p>4.Tolerance: includes set up tolerance, line regulation, load regulation.</p> <p>5.Line regulation is measured from low line to high line at rated load.</p> <p>6.Load regulation is measured from 0% to 100% rated load</p> <p>7.Derating may be needed under low input voltage. Please check the derating curve for more details.</p> <p>8.The power supply is considered as an independent unit, but the final equipment still need to re-confirm that the whole system complies with the EMC directives. For guidance on how to perform these EMC tests, please refer to "EMI testing of component power supplies." (as available on https://www.meanwell.com/Upload/PDF/EMI_statement_en.pdf)</p> <p>9.Design meet US DoE Level VII (from Docket number EERE-2020-BT-STD-0006).</p> <p>※ Product Liability Disclaimer : For detailed information, please refer to https://www.meanwell.com/serviceDisclaimer.aspx</p>									



■ Interchangeable AC Plug Specifically for NGE12/18/30/45/65/90 (I-Type)

Order NO.	NGE12lxx-□ □ = P1J USB (Universal Version)							NGE12Exx-□ □ = P1J USB (EU Version)	NGE12Uxx-□ □ = P1J USB (US Version)
AC plug	Interchangeable Type (Unfoldable; AC Pin fixed)							Non-Interchangeable Type	
	EU 	US 	UK 	AU 	CN 	KR 	IN 	Unfoldable AC Pin	Foldable AC Pin
Certificate									

■ AC Plugs Accessory (Sold Separately)

MW's order NO.	Per Unit	Per Bag	Per Carton	
		Q'Ty	Q'Ty	G.W.
AC PLUG-EU4		30 pcs	300 pcs (10 bags)	5.4Kg
AC PLUG-US4		30 pcs	300 pcs (10 bags)	4.7Kg
AC PLUG-UK4		30 pcs	300 pcs (10 bags)	7.1Kg
AC PLUG-AU4		30 pcs	300 pcs (10 bags)	5.2Kg
AC PLUG-CN4		30 pcs	300 pcs (10 bags)	4.8Kg
AC PLUG-KR4		30 pcs	300 pcs (10 bags)	6.3Kg
AC PLUG-IN4		30 pcs	300 pcs (10 bags)	7.7Kg
AC PLUG-MIX4	 (Per Set)	30 pcs (5 Types*6 mixed bags)	300 pcs (5 Types*6 mixed bags) (10 bags)	5.45Kg
AC PLUG-MIX5	 (Per Set)	35 pcs (7 Types*5 mixed bags)	315 pcs (7 Types*5 mixed bags) (9 bags)	6.13Kg

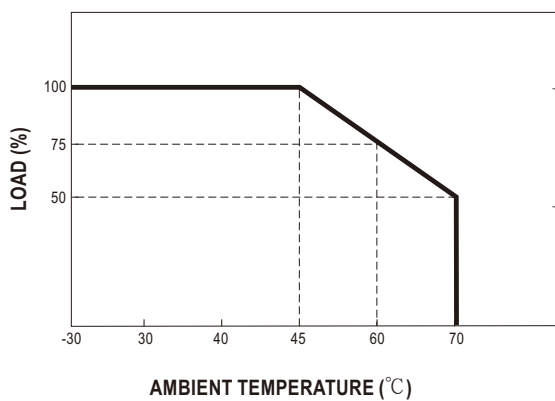
■ Interchangeable AC Plug Installation Steps (Convertible with I Type only)

Step1	Step2
	
<p>Slide in AC converter along the guided rail between the metal prongs until it is locked in (with a “click” sound).</p>	<p>Check if the new plug type is stable and correct before use.</p>

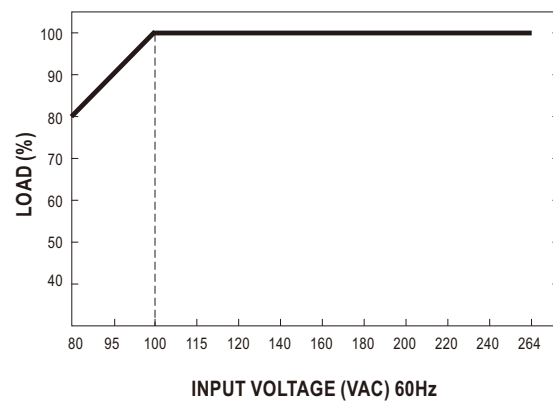
Note:

1. NGE12I main body unit and AC inlet plug should be ordered separately.
2. NGE12I needs to be used along with one of the AC inlet plug (EU,US,UK,AU,CN,KR,IN).

■ Derating Curve



■ Static Characteristics



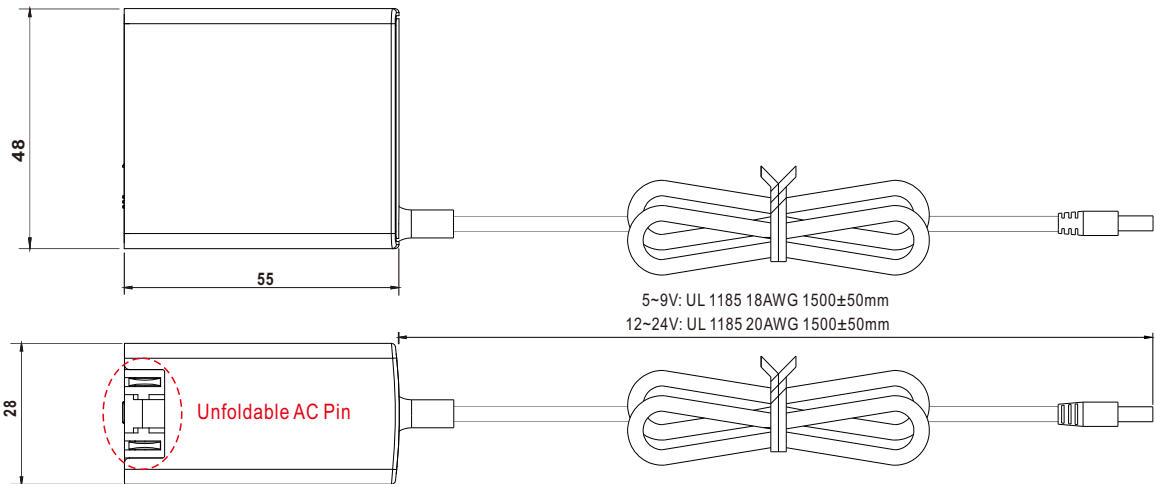
■ **Mechanical Specification**

(Unit: mm , tolerance ± 1 mm)

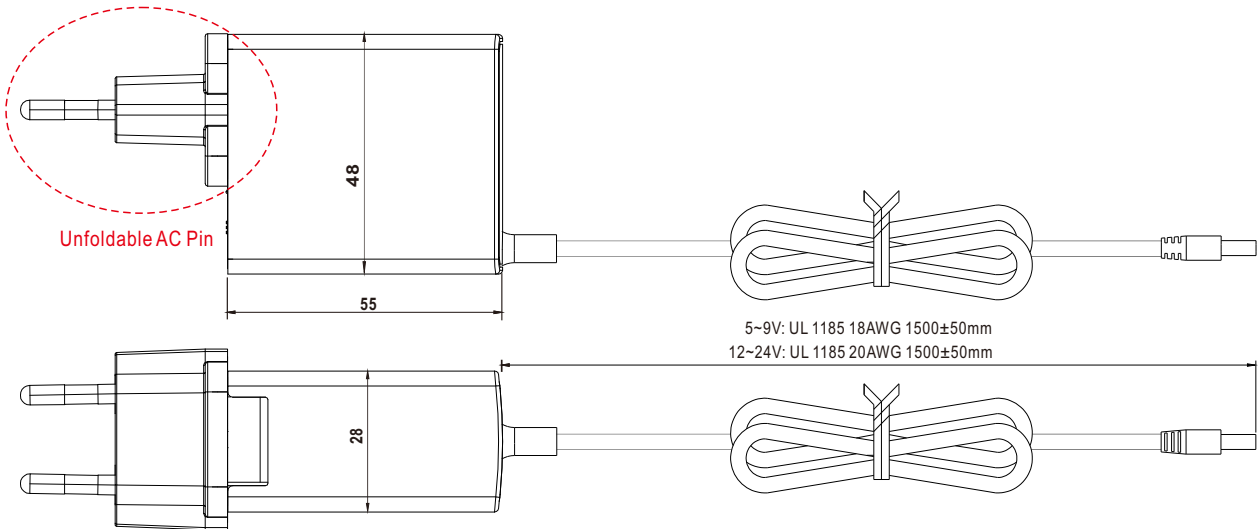
Case No. NGE18

※ Cable connection

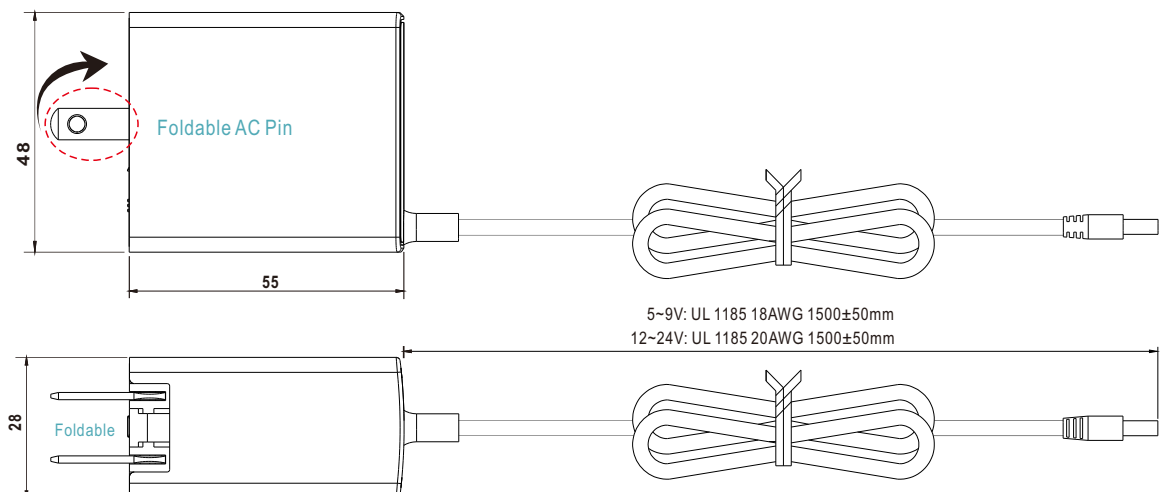
NGE12lxx-P1J (Universal Version - AC Pin fixed; With interchangeable plugs) :



NGE12Exx-P1J (EU Version - AC Pin fixed; With non-interchangeable plug) :



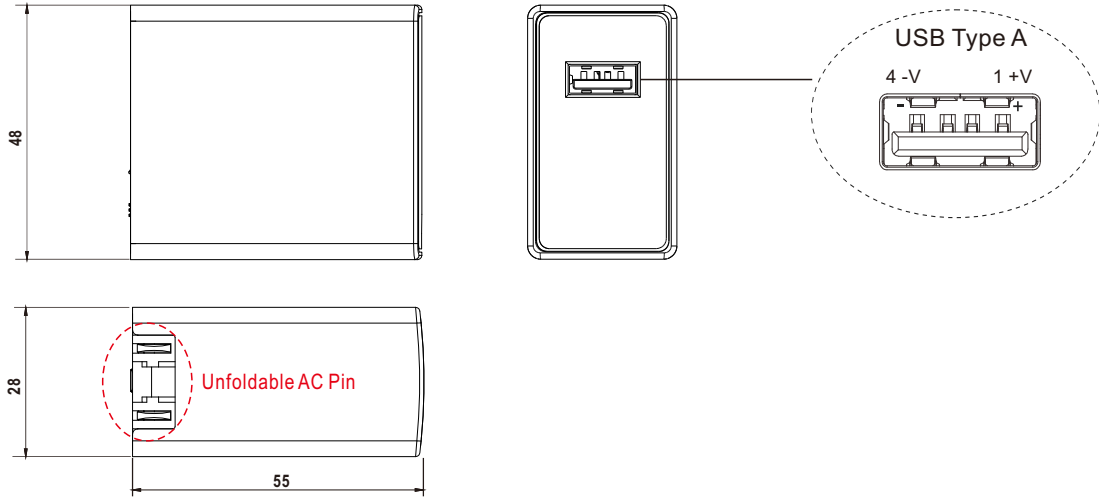
NGE12Uxx-P1J (US Version - Foldable AC Pin; With non-interchangeable plug) :



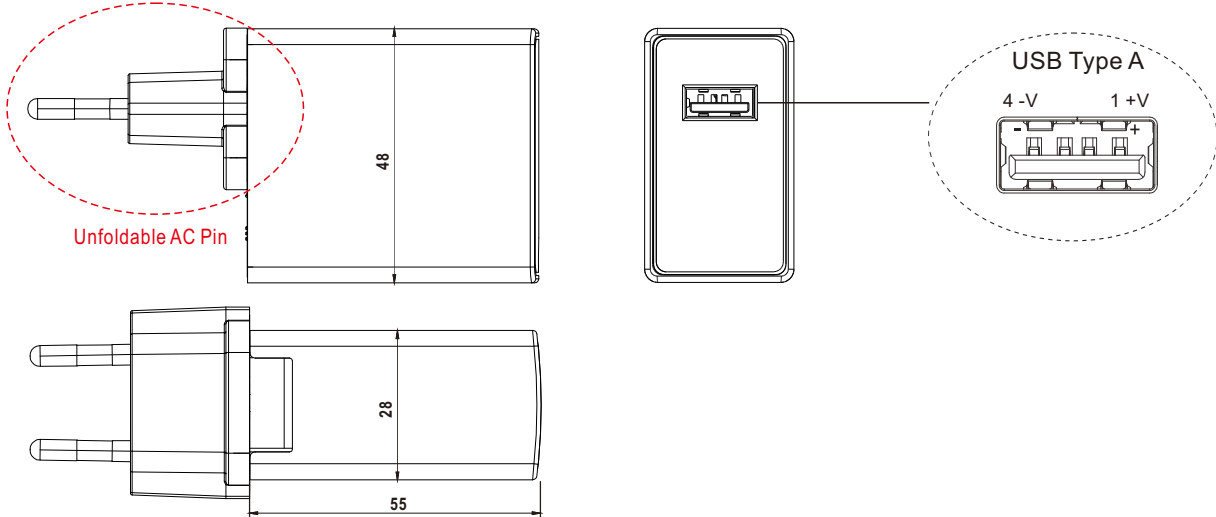
※ USB connection

NGE12I05-USB (Universal Version - AC Pin fixed; With interchangeable plugs) :


Unit:mm



NGE12E05-USB (EU Version - AC Pin fixed; With non-interchangeable plug) :



NGE12U05-USB (US Version - Foldable AC Pin; With non-interchangeable plug) :



■ DC Output Plug

◎ Standard plug: P1J

Unit:mm

P1J	Pin Assignment
	Outside Inside

◎ DC plug changeable through:

- (1) Customization of the standard part with an optional DC plug according to the table (MOQ applicable)
- (2) Quick adapter accessory (sold separately without MOQ)

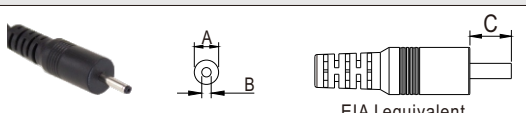
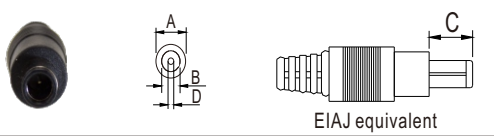
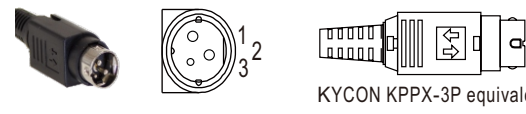


Please refer to below table and online selection guide : https://www.meanwell.com/upload/pdf/DC_plug.pdf

Example quick adapter accessory:



◎ Optional DC plug: (Available in customized cable or quick adapter)

Tuning Fork Style		Type No.	A	B	C	Quick Adapter Accessory
			OD	ID	L	
		P1I	5.5	2.1	9.5	Available (Current rating: 7.5A max.)
		P1L	5.5	2.5	9.5	
		P1M	5.5	2.5	11.0	
		P1IR	5.5	2.1	9.5	
		P1JR	5.5	2.1	11.0	
		P1LR	5.5	2.5	9.5	
		P1MR	5.5	2.5	11.0	
Barrel Style		Type No.	A	B	C	Quick Adapter Accessory
			OD	ID	L	
		P2I	5.5	2.1	9.5	None
		P2J	5.5	2.1	11.0	
		P2L	5.5	2.5	9.5	
		P2M	5.5	2.5	11.0	
		P2IR	5.5	2.1	9.5	
		P2JR	5.5	2.1	11.0	
		P2LR	5.5	2.5	9.5	
P2MR	5.5	2.5	11.0			
Lock Style		Type No.	A	B	C	Quick Adapter Accessory
			OD	ID	L	
		P2S(S761K)	5.53	2.03	12.06	None
		P2K(761K)	5.53	2.54	12.06	
		P2C(S760K)	5.53	2.03	9.52	
		P2D(760K)	5.53	2.54	9.52	

Min. Pin Style	Type No.	A	B	C	Quick Adapter Accessory	
		OD	ID	L		
 <p>EIAJ equivalent</p>	P3A	2.35	0.7	11.0	Available (Current rating: 5A max.)	
	P3B	4.0	1.7	11.0		
	P3C	4.75	1.7	11.0		
Center Pin Style	Type No.	A	B	C	D	Available (Current rating: 7.5A max.)
 <p>EIAJ equivalent</p>	P4A	5.5	3.4	11.0	1.0	
	P4B	6.5	4.4	11.0	1.4	
	P4C	7.4	5.1	11.0	0.6	
Min. DIN 3 Pin with Lock (male)	Type No.	Pin Assignment		Available (Current rating: 7.5A max.)		
 <p>KYCON KPPX-3P equivalent</p>	R6B	PIN No.	Output			
		1	+Vo			
		2	-Vo			
3	+Vo					
Min. DIN 4 Pin with Lock (male)	Type No.	Pin Assignment		Available (Current rating: 7.5A max.)		
 <p>KYCON KPPX-4P equivalent</p>	R7B	PIN No.	Output			
		1	+Vo			
		2	-Vo			
		3	-Vo			
4	+Vo					
Stripped and tinned leads	Type No.	Pin Assignment		None		
 <p>Length of Land L1 by request (MW's standard length, L: <u>25</u> mm, L1: <u>10</u> mm)</p>	by customer	PIN No.	Output			
		1 (Ribbed)	+Vo			
		2 (Letter)	-Vo			

■ **Installation Manual**

Please refer to : <http://www.meanwell.com/manual.html>