

Piezosignalgeber (mit Ansteuerung) RMP-14SP Art.-NR.: 185010

Specifications:

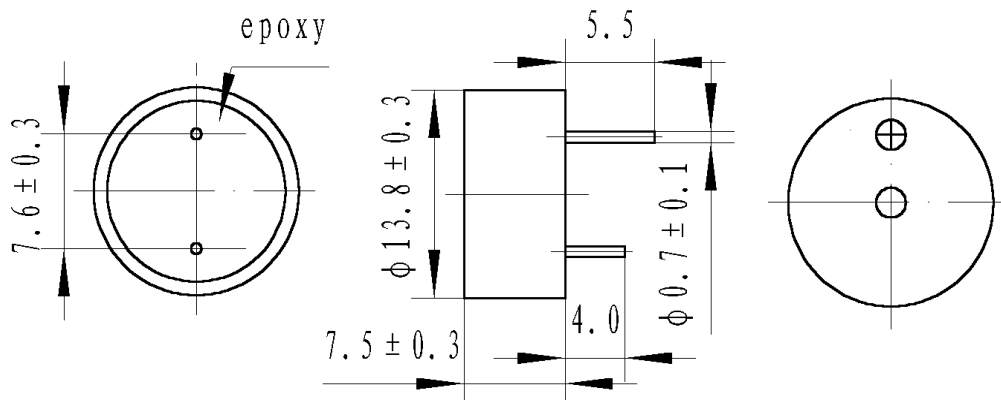
TYPE	UNIT	AL-28SP01-DT
• Min. Sound Output at 10cm	dB	>85
Rated Voltage	VDC	12
Operating Voltage	VDC	3~16
Resonant Frequency	Hz	4000±500
• Max. Current Consumption	mA	12
Tone		Single
Operating Temperature	°C	-20~+70
Storage Temperature	°C	-30~+80
Weight	g	0.8
Reverse Current	mA	<100
Housing Material		PPO

- Value applying at rated voltage

Dimensions:

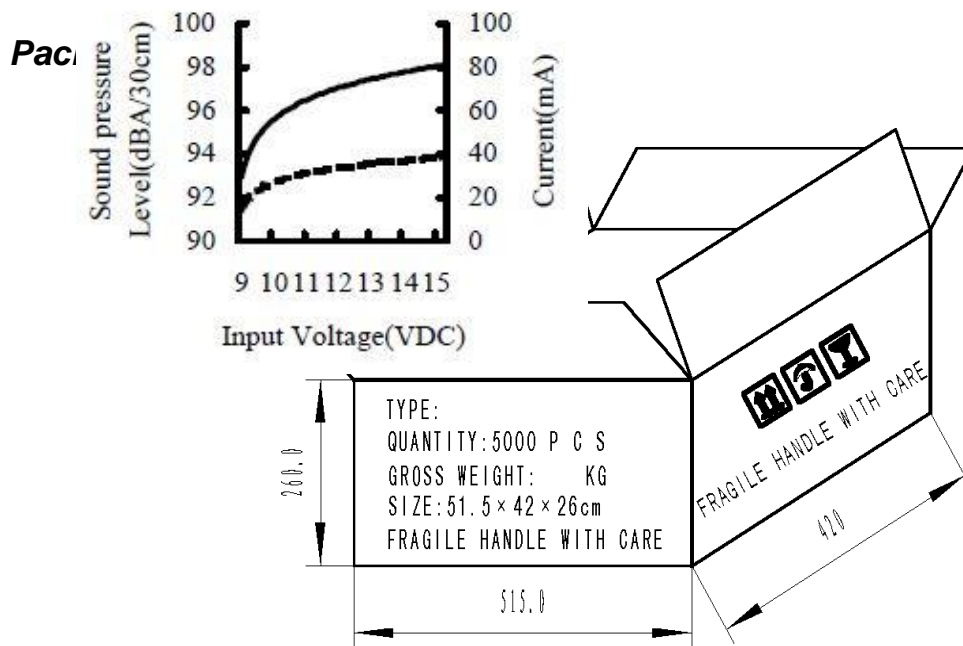
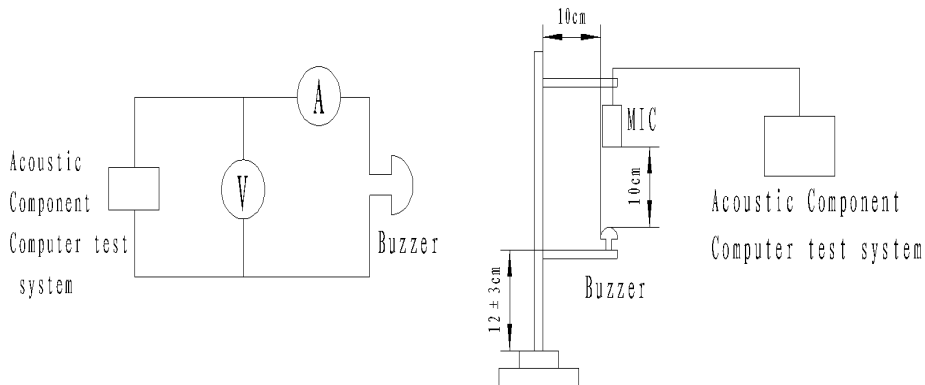
(Unit: mm)

Tolerance : ±0.5mm Except Specified



Piezosignalgeber (mit Ansteuerung) RMP-14SP Art.-NR.: 185010

Test Method:



Notes:

1. 100 PCS per box
2. Total 50 boxes per carton
3. Total 5000 PCS carton
4. Volume: 51.5x42x26cm

Piezosignalgeber (mit Ansteuerung) RMP-14SP Art.-NR.: 185010

Reliably Test:

NO.	ITEM	TESTING CONDITION	VARIANCE AFTER TEST
1	Humidity	40±2°C, 93(+2/-3)%RH, 96HRS	All specifications must be satisfied after the test.
2	High temp.	+80±2°C, 96HRS	
3	Low temp.	-30±2°C, 96HRS	
4	Temperature cycling	-30±2°C, 30minutes room temp. 15minutes +80±2°C, 30minutes room temp. 15minutes 5 cycles	
5	Drop test	3 times from height of 70cm onto the surface of 10mm thick wooden board.	
6	Vibration test	Make the test for the directions of X Y and Z (total 0.5 hours). To-and-fro. sweep time (from 10 to 55 Hz and then 55 to 10) under single amplitude of 10mm is3minute.	
7	Solder heat resistance	The part leads (pins) shall be immersed in molten solder maintained at 250±10°C for a period of 30 seconds.	