

# ACST-200

## CURRENT SENSE TRANSFORMER

### FEATURES

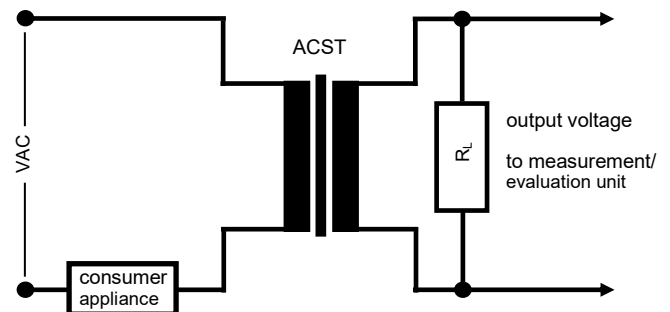
- Current Range 0.4 to 30 Arms
- Dielectric Strength 4000 Vrms
- Split bobbin design for 5.5 mm or 8.0 mm creepage and clearance
- Low profile (16 mm height)
- UL approved Class B insulation system



### GENERAL DATA

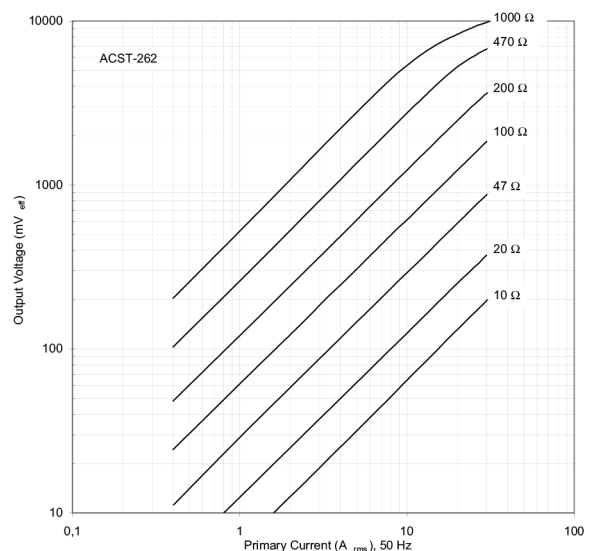
<b>Primary Current Range</b>	0.4 to 30 Arms
<b>Frequency Range</b>	50 to 200 Hz (sinusoidal)
<b>Primary Resistance</b> DC value Impedance at 50 Hz	max. 600 microohms typical < 1 milliohm
<b>Clearance</b>	5.5 or 8.0 mm
<b>Creepage</b>	5.5 or 8.0 mm
<b>Solid Insulation</b>	min. 1.5 mm
<b>Dielectric Strength</b> at sea level for 1 min.	4000 Vrms between primary and secondary
<b>Temperature Range</b> operating	Primary Current Range 0.4 to 30 A -40°C (-40°F) to 70°C (158°F)  Primary Current Range 0.4 to 20 A -40°C (-40°F) to 85°C (185°F)
<b>Vibration resistance</b>	0.062" (1.5 mm) DA at 10–55 Hz
<b>Shock resistance</b>	10 g
<b>Bobbin</b>	Nylon 66
<b>Terminals</b>	Tinned copper alloy, P. C.
<b>Soldering</b> max. temperature max. time	270 °C (518°F) 5 seconds
<b>Cleaning</b> max. solvent temp. max. immersion time	80°C (176°F) 30 seconds
<b>Dimensions</b> length (max.) width (max.) height (max.)	20.5 mm (0.807") 17.5 mm (0.688") 16.4 mm (0.645")
<b>Weight</b>	13 grams (approx.)
<b>Packing unit in pcs</b>	48 per plastic tray / 576 per carton box
<b>Compliance</b>	RoHS, REACH

### TYPICAL APPLICATION DIAGRAM



### OUTPUT VOLTAGE

Example for ACST-262 and different load resistors  $R_{L \max}$



# ACST-200

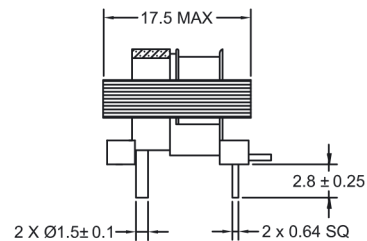
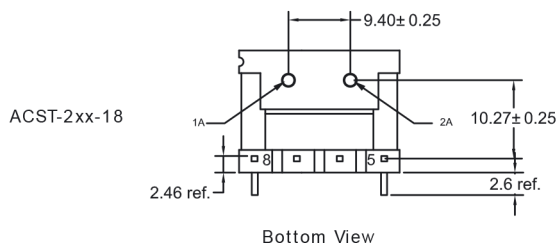
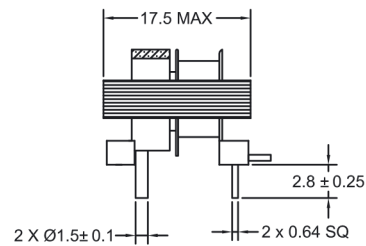
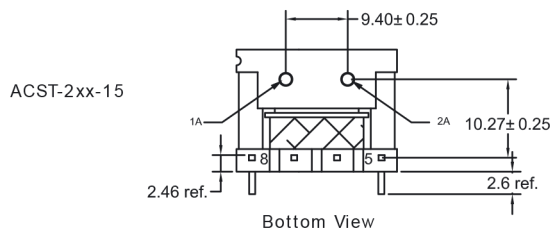
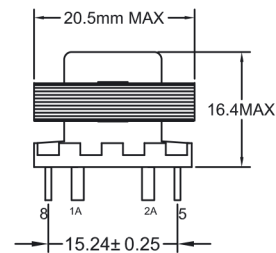
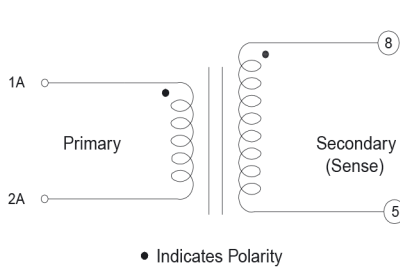
## ELECTRICAL DATA

Part Number 1)	Turns Ratio 2)	$R_L^{\max}$ ( $\Omega$ ) 3)	Output (mV / A) $\pm 5\%$ 4)	Secondary Resistance (DC / $\Omega$ ) $\pm 10\%$	Secondary Inductance (H) $\pm 30\%$ 5)
ACST-262-15	1:1500	200	123.3	236	5.2

- Notes: 1) "-15" indicates 5.5 mm clearance and creepage; substitute it with "-18" for 8.0 mm clearance and creepage.  
 2) Other turn ratio versions available upon request  
 3) The output voltage is linear in the whole range of primary current, if the chosen load resistor is not higher than value  $R_L^{\max}$ .  
 4) Measured at primary current of 10 Arms, 50 Hz and load resistor value  $R_L^{\max}$ .  
 5) Measured at 1 V, 100 Hz, serial.

## MECHANICAL DATA

Dimensions in mm. Tolerance:  $\pm 0.1$  mm, Outline tolerance:  $\pm 0.5$  mm  
 Pin dimensions for reference only and given without tin coating.



## ORDERING DATA

ACST- 262-

Clearance and creepage  
 15: 5.5 mm  
 18: 8.0 mm

### Example ordering data

ACST-262-15      5.5 mm clearance and creepage  
 ACST-262-18      8.0mm clearance and creepage

## NOTES

- All values at reference temperature of 23°C (73°F) unless stated otherwise.
- Specifications subject to change without notice.

**ZETTLER**

# ACST-200

## DISCLAIMER

This product specification is to be used in conjunction with the application notes which can be downloaded from the regional ZETTLER relay websites. The specification provides an overview of the most significant part features. Any individual applications and operating conditions are not taken into consideration. It is recommended to test the product under application conditions. Responsibility for the application remains with the customer. Proper operation and service life cannot be guaranteed if the part is operated outside the specified limits.

## ZETTLER GROUP

Building on a foundation of more than a century of expertise in German precision engineering, ZETTLER Group is a world-class enterprise, engaged in the design, manufacturing, sales and distribution of electronic components. Our industry leadership is based on a unique combination of engineering competence and global scale.

For more information on other ZETTLER Group companies, please visit [zettler-group.com](http://zettler-group.com). For support on this product or other ZETTLER relays, please visit one of the group sites below.

## SITES FOR ZETTLER RELAYS

### NORTH AMERICA

American Zettler, Inc.  
[www.azettler.com](http://www.azettler.com)  
[sales@azettler.com](mailto:sales@azettler.com)

### EUROPE

Zettler Electronics, GmbH  
[www.zettlerelectronics.com](http://www.zettlerelectronics.com)  
[office@zettlerelectronics.com](mailto:office@zettlerelectronics.com)

Zettler Electronics, Poland  
[www.zettlerelectronics.pl](http://www.zettlerelectronics.pl)  
[office@zettlerelectronics.pl](mailto:office@zettlerelectronics.pl)

### CHINA

Zettler Group, China  
[www.zettlercn.com](http://www.zettlercn.com)  
[relay@zettlercn.com](mailto:relay@zettlercn.com)

### ASIA PACIFIC

Zettler Electronics (HK) Ltd.  
[www.zettlerhk.com](http://www.zettlerhk.com)  
[sales@zettlerhk.com](mailto:sales@zettlerhk.com)



**ZETTLER**

[www.ZETTLER-group.com](http://www.ZETTLER-group.com)

page 3 of 3

2021-09-09