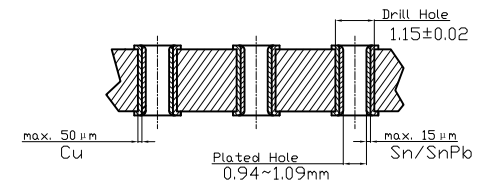
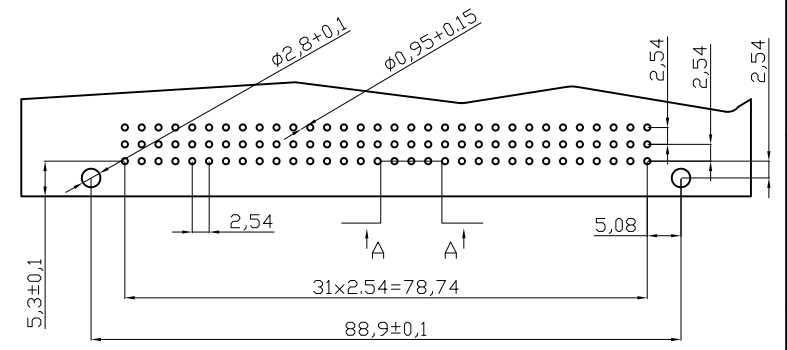
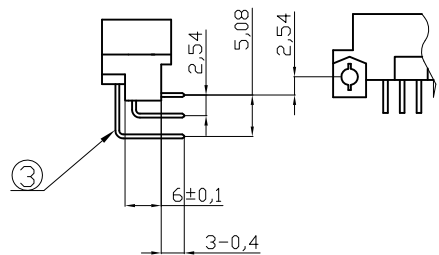
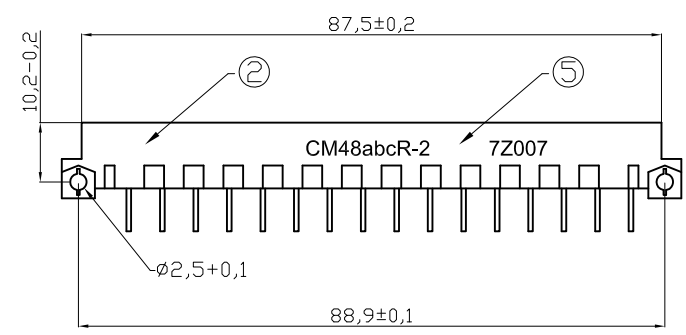


- NOTES:**
- ① Connector Meets Requirement OF DIN 41612
 - ② Material:
 - 1.Housing : Glass-Filled PBT. Color: Grey, UL 94V-0
 - 2.Contact : Copper Alloy
 - ③ Contact Tail Dimension
 - Thickness :0.48±0.03mm
 - Width :0.48±0.03mm
 - Tail Length :3- 0.4mm
 - ④ Contact Finish(Option in Part Number "-x")
 - 1: 25μ" (0.63μm)Pd/Ni and 2μ"Gold Plating on Mating Area ,100 μ"(2.54μm)Tin Plating on Tail Area, Flash Gold Plating on Non-mating Area,50 μ" (1.27 μm)Nickel Underplate All Over
 - 2: 12μ" (0.30μm)Pd/Ni and 2μ"Gold Plating on Mating Area ,100 μ"(2.54μm)Tin Plating on Tail Area, Flash Gold Plating on Non-mating Area,50 μ" (1.27 μm)Nickel Underplate All Over
 - Blank: Flash Gold Plating on mating and non-mating Area, Tin Plating on Tail Area,Nickel Underplate All Over
 - ⑤ Connector Printed with Part Number,and Batch Number
 - ⑥ Mating Side Length
 - Standard :5.05-0.25mm
 - Extended :5.60+0.2/-0.05mm
 - Short :4.25+0.1/-0.05mm



Recommended Hole Specifications
Section A-A
Scale 6:1



Recommended PCB Hole Layout
Component Side
Scale 1:1

RoHS compliant
UNIT:mm

| Scale | Free | | | | | Date | Name | Customer-No. |
|-----------|--------|-----|--|------------|------|----------|------------|---|
| TOLERANCE | | | | | | Drawn | 16.07.2009 | Dean |
| X. | ±0.25 | | | | | Approved | 20.12.2013 | Amy |
| X.X | ±0.10 | | | | | | | |
| X.XX | ±0.05 | ③ | Modification of Male Pin – see PCN20131612_DIN41612-Arev01 | 20.12.2013 | Amy | | | ASSMANN WSW-No. A-CM32ACR-x A-CM48ABCR-x |
| X.XXX | ±0.012 | ② | Modify plating spec. | 15.03.2011 | Dean | | | Drawing-No. |
| DIM | TOL | ① | Drawn | 16.07.2009 | Dean | | | ASS 1255B CO rev03 |
| Angle | ±1° | | | | | | | Replace |
| | | Id. | Modification | Date | Name | | | |