


Technical Data Sheet
0.56" Dual Digit Displays**ELD-512SURWA/S530-A2****■ Features :**

- Industrial standard size.
- Low power consumption.
- Categorized for luminous intensity.
- Pb free

■ Descriptions :

- The ELD-512 series is a large 14.22mm (0.56")high seven segment display designed for viewing distances up to 7 meters.
- These displays provide excellent reliability in bright ambient light.
- These devices are made with white segments and gray surface.

**■ Applications :**

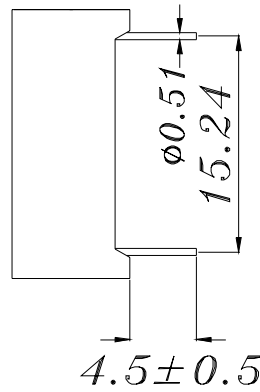
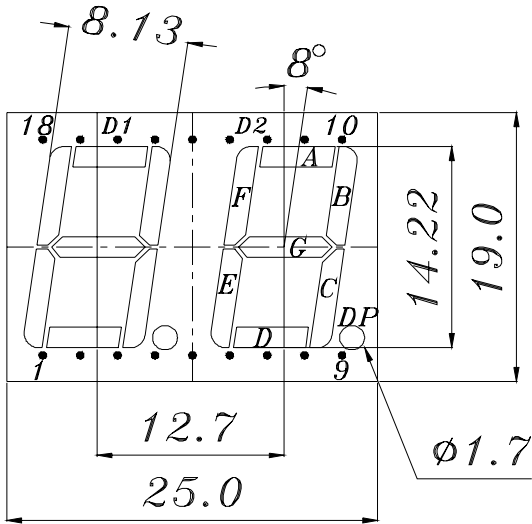
- Audio equipment
- Instrument panels
- Digital read out display

PART NO.	Chip	
	Material	Emitted Color
ELD-512SURWA/S530-A2	AlGaInP	Hyper Red

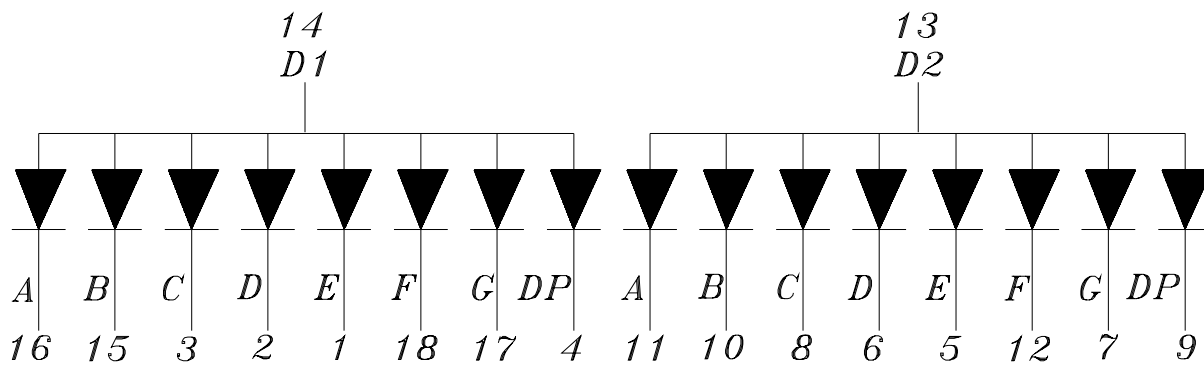
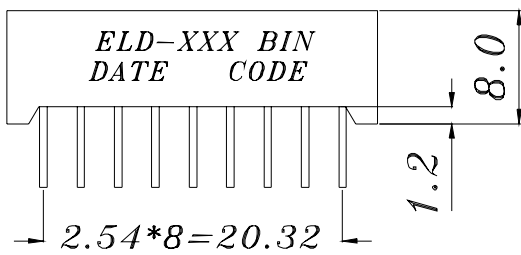
Technical Data Sheet
0.56" Dual Digit Displays

ELD-512SURWA/S530-A2

Package Dimensions



- COMMON ANODE**
- 1 CATHODE E D1
 - 2 CATHODE D D1
 - 3 CATHODE C D1
 - 4 CATHODE DP D1
 - 5 CATHODE E D2
 - 6 CATHODE D D2
 - 7 CATHODE G D2
 - 8 CATHODE C D2
 - 9 CATHODE DP D2
 - 10 CATHODE B D2
 - 11 CATHODE A D2
 - 12 CATHODE F D2
 - 13 COMMON ANODE D2
 - 14 COMMON ANODE D1
 - 15 CATHODE B D1
 - 16 CATHODE A D1
 - 17 CATHODE G D1
 - 18 CATHODE F D1



Notes: 1.All dimensions are in millimeters, tolerance is 0.25mm unless otherwise noted.

2.Above specification may be changed without notice.

Supplier will reserve authority on material change for above specification.

**Technical Data Sheet
0.56" Dual Digit Displays****ELD-512SURWA/S530-A2**

■ Absolute maximum ratings at Ta = 25°C :

Parameter	Symbol	Rating	Unit
Reverse Voltage	V _R	5	V
Forward Current	I _F	25	mA
Operating Temperature	T _{opr}	-40 to +85	°C
Storage Temperature	T _{stg}	-40 to +100	°C
Soldering Temperature	T _{sol}	260 ± 5	°C
Electrostatic Discharge	ESD	2000	V
Power Dissipation	P _d	60	mW
Peak Forward Current(Duty 1/10 @ 1KHz)	I _F (Peak)	160	mA

■ Electronic optical characteristics :

Parameter		Symbol	Min.	Typ.	Max.	Unit	Condition
Luminous Intensity	Per segment	I _v	----	2.0	----	mcd	I _F =2mA
			4.0	8.9	----		I _F =10mA
	Per decimal point		----	0.4	----	mcd	I _F =2mA
			1.2	2.0	----		I _F =10mA
Peak Wavelength		λ _p	----	632	----	nm	I _F =20mA
Dominant Wavelength		λ _d	----	624	----	nm	I _F =20mA
Spectrum Radiation Bandwidth		Δλ	----	20	----	nm	I _F =20mA
Forward Voltage		V _F	----	2.0	2.4	V	I _F =20mA
Reverse Current		I _R	----	----	100	μA	V _R =5V

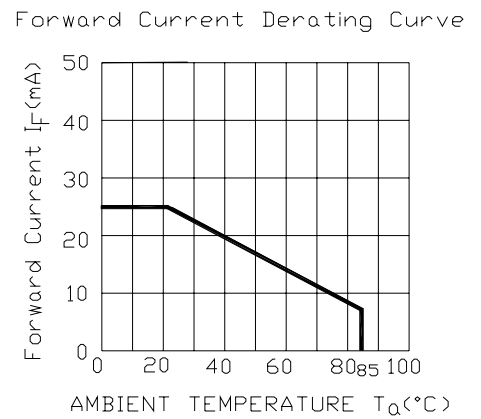
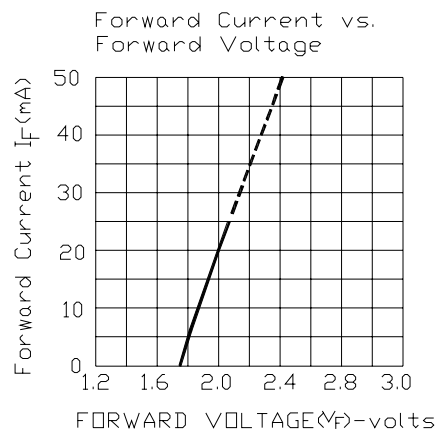
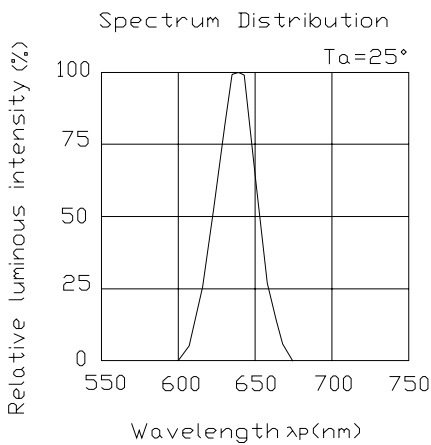


Technical Data Sheet
0.56" Dual Digit Displays

ELD-512SURWA/S530-A2

■ Typical Electro-Optical Characteristic Curves:

(SUR)



**Technical Data Sheet**
0.56" Dual Digit Displays**ELD-512SURWA/S530-A2****■ Reliability test items and conditions:**

NO	Item	Test Conditions	Test Hours/Cycle	Sample Size	Ac/Re
1	Solder Heat	TEMP : 260°C ± 5 °C	5 SEC	76 PCS	0/1
2	Temperature Cycle	H : +85°C 30min ∫ 5 min L : -55°C 30min	50 CYCLE	76 PCS	0/1
3	Thermal Shock	H : +100°C 5min ∫ 10 sec L : -10°C 5min	50 CYCLE	76 PCS	0/1
4	High Temperature Storage	TEMP : 100°C	1000 HRS	76 PCS	0/1
5	Low Temperature Storage	TEMP : -55°C	1000 HRS	76 PCS	0/1
6	DC Operating Life	IF = 10 mA	1000 HRS	76 PCS	0/1
7	High Temperature / High Humidity	85°C/85% RH	1000 HRS	76 PCS	0/1