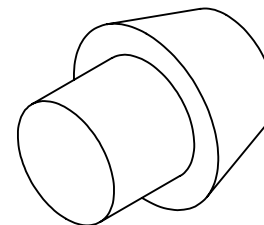
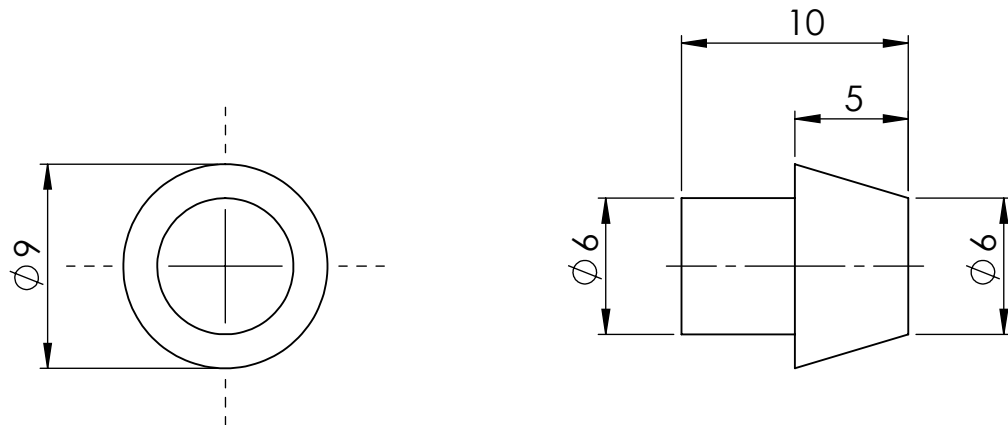


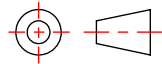
It is the responsibility of the Vendor to ensure they are working to the latest approved versions of drawing & model
 Manufacture to Essentra tooling specification version v1.2.6



PRELIMINARY

-	-	-	-
-	-	-	-
-	-	-	-
A	INITIAL RELEASE	KST	07/11/2022
Rev	ECO Reason	Initial	Date

UNLESS OTHERWISE STATED

ALL DIMENSIONS IN mm	DO NOT SCALE
LINEAR TOLERANCE	THIRD ANGLE PROJECTION
SIZE (0) (0.0) (0.00)	
0-10 ±0.5 ±0.15 ±0.10	ANGULAR TOLERANCE ±0.5 DEGREES UNSPECIFIED RADII 0.25mm DRAFT ANGLE 0.5 DEGREES DIMENSIONS IN BRACKETS [] ARE IN INCHES FOR REFERENCE ONLY
>10-30 ±0.5 ±0.20 ±0.15	
>30-50 ±0.5 ±0.30 ±0.20	
>50-100 ±0.8 ±0.50 ±0.25	
>100-200 ±1.5 ±0.80 ±0.40	
>200-300 ±2.0 ±1.20 ±0.80	
>300-500 ±3.0 ±2.00 ±1.00	
>500 ±5.0 ±3.00 ±1.50	

DRAWN: K.Stegschuster	DATE 07/11/2022
ORG. SCALE: 3:1	TOOL No. K.....
Part ID	PROJECT No. DE16-2218
MATERIAL: PVC	WEIGHT (grams)

COLOUR black	MODEL REVISION: A
--------------	-------------------

TITLE	Bumper feet
-------	-------------

DWG. No. DE16-2218-6_REV.A	SHEET 1 of 1
	ISSUE A