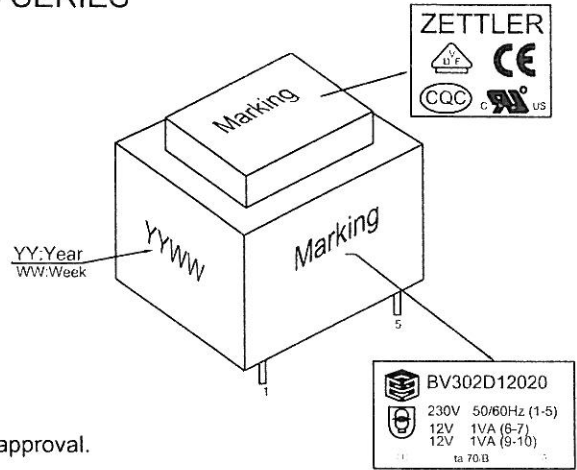


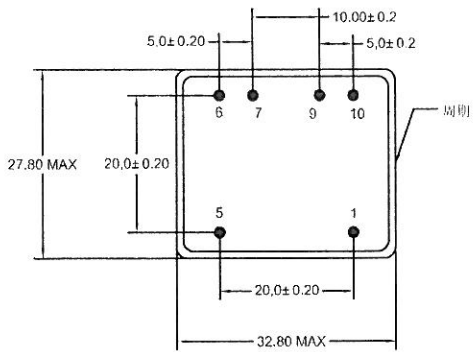
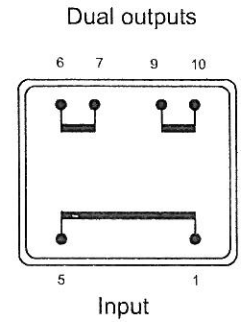
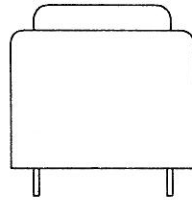
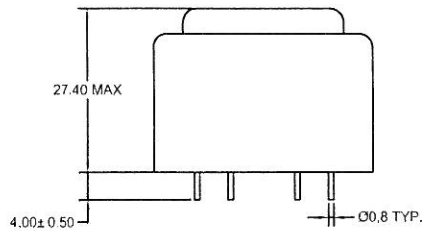
# SEALED TRANSFORMER, PCB 2VA EI 30-15.5 SERIES

## 1. ELECTRICAL SPECIFICATIONS:

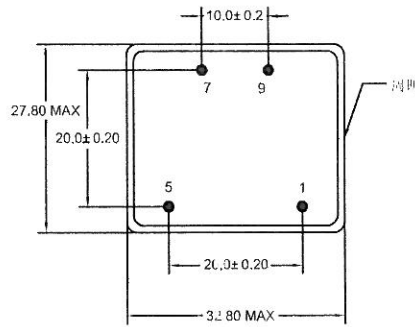
- A. Input Voltage and Frequency: 115/230V @ 50/60 Hz
- B. Secondary Voltage: See Electrical Table
- C. Ambient Temperature: 70° C MAX allowed.
- D. Insulation Resistance:
  - 100M Ohm Min @ 500VDC PRI. to SEC.
- E. Hi-Pot:
  - 4200Vrms 1mA 1second @ PRI. to SEC.
- F. Approvals:
  - UL506, UL1585 class 2 and class 3, VDE, EN61558, EN60950
- G. When the primary is 115V input, the transformer are non CQC approval.



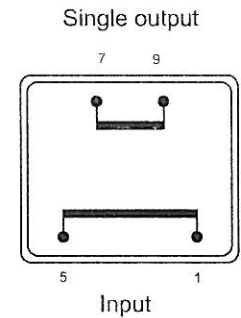
## 2. MECHANICAL SPECIFICATIONS:



Dual outputs



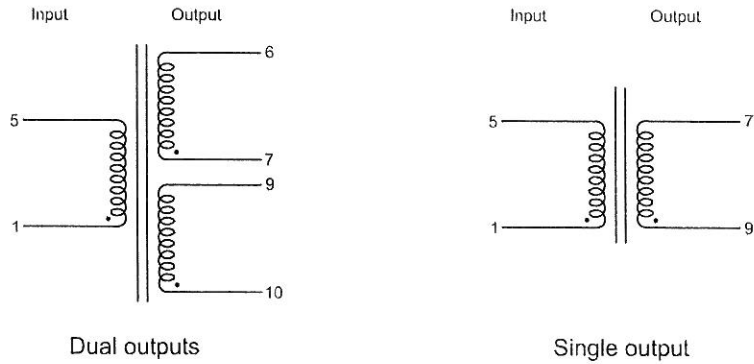
Single output



A1	Changed the hi-pot from 2800V to 4200V for 115V primary	Winston	2008-3-18
REV.	DESCRIPTION	DRAWN	DATE(M/D/Y)

TOLERANCE	SCALE NOT 1:1	UNIT mm	DATE (M/D/Y)	MODEL DESCRIPTION	
X	± 0.3	DRAWN	Janise	<b>ZETTLER MAGNETICS</b>	MATERIAL 120° C or higher
X.X	± 0.2	CHECKED			MODEL: EI 30-15.5 2VA
X.XX	± 0.1	APPROVED			SHEET: 1 OF 2
THICKNESS	/				
REV.	A0			<b>TITLE</b> EI 30-15.5 2VA	

3. SCHEMATIC DIAGRAM:



4. ELECTRICAL TABLE:

Part Number (Input:115V)	Part Number (Input:230V)	Secondary Voltage (V)		Secondary current (mA)	No-load Voltage (V)(max)	Ambient temperature (°C)	Rated Power (VA)
BV301S06020	BV302S06020	6±10%		333	10.4	T 70 B	2
BV301S09020	BV302S09020	9±10%		222	15.5	T 70 B	2
BV301S12020	BV302S12020	12±10%		167	20.7	T 70 B	2
BV301S15020	BV302S15020	15±10%		133	25.8	T 70 B	2
BV301S18020	BV302S18020	18±10%		111	30.8	T 70 B	2
BV301S24020	BV302S24020	24±10%		83	41.4	T 70 B	2
BV301D06020	BV302D06020	6±10%	6±15%	2×167	2×10.4	T 70 B	2
BV301D09020	BV302D09020	9±10%	9±15%	2×111	2×15.4	T 70 B	2
BV301D12020	BV302D12020	12±10%	12±15%	2×83	2×20.7	T 70 B	2
BV301D15020	BV302D15020	15±10%	15±15%	2×67	2×25.0	T 70 B	2
BV301D18020*	BV302D18020*	18±10%	18±15%	2×56	2×30.8	T 70 B	2
BV301D24020*	BV302D24020*	24±10%	24±15%	2×42	2×41.4	T 70 B	2

\* To be noted:\*marked transformers are non VDE approved.  
Those transformers meet all requirement of EN61558-2-4.

TOLERANCE		SCALE NOT 1:1	UNIT mm	DATE (M/D/Y)	REV.	DESCRIPTION	DRAWN	DATE(M/D/Y)
X	± 0.3	DRAWN	Janise	2008-1-16				
X.X	± 0.2	CHECKED						
X.XX	± 0.1	APPROVED						
THICKNESS	/							
REV.	A0							

MODEL DESCRIPTION		MATERIAL 120° C or higher	
ZETTLER MAGNETICS		MODEL:	
		EI 30-15.5 2VA	
TITLE EI 30-15.5 2VA		SHEET: 2 OF 2	