

# PolySwitch® PTC Devices

Overcurrent Protection Device

PRODUCT: RUEF185

DOCUMENT: SCD25173  
PCN: D92264  
REV LETTER: E  
REV DATE: MAY 14, 2011  
PAGE NO.: 1 OF 1




## Specification Status: Released

### Maximum Electrical Rating at 20°C

**30 V<sub>DC</sub> / 100 A<sub>DC</sub>**  
**30 V<sub>AC</sub> / 70 A<sub>RMS</sub>**

Insulating Material:  
Cured, Flame Retardant Epoxy Polymer  
meets UL94 V-0 Requirements

Lead Material:  
24 AWG Tin Plated Copper Clad Steel

Marking:  
 Manufacturer's Mark and Voltage  
 Part Identification  
 Lot Identification (can be on back)

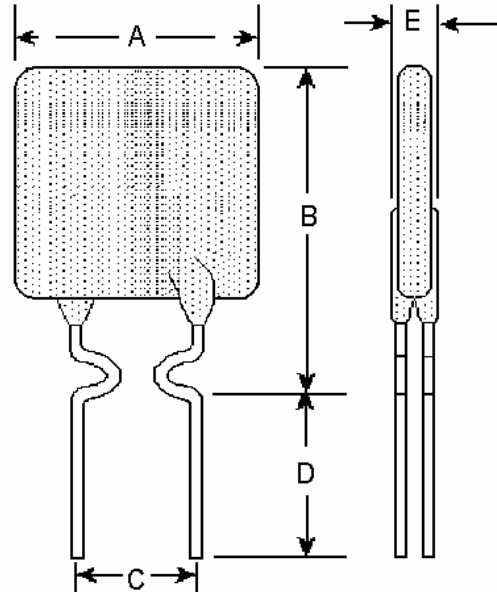


TABLE I. DIMENSIONS:

	A		B		C		D		E	
	MIN	MAX	MIN	MAX	MIN	MAX	MIN	MAX	MIN	MAX
mm:	--	10.2	--	15.7	4.3	5.8	7.6	--	--	3.0
in*:	--	(0.40)	--	(0.62)	(0.17)	(0.23)	(0.30)	--	--	(0.12)

\*Rounded off approximation

TABLE II. PERFORMANCE RATINGS:

I HOLD	CURRENT RATINGS		TIME TO TRIP	RESISTANCE		ONE-HOUR POST-TRIP RESISTANCE STANDARD TRIP	NOMINAL TRIPPED POWER DISSIPATION
	AMPS 20°C HOLD	AMPS AT 20°C HOLD   TRIP	SECONDS AT 20°C, 9.25A MAX	OHMS AT 20°C MIN	OHMS AT 20°C MAX	OHMS AT 20°C MAX	WATTS AT 20°C
1.85	1.85	3.70	8.7	0.03	0.06	0.09	1.0

Agency Recognitions:  
Reference Documents:  
Precedence:  
Effectivity:  
CAUTION:

UL, CSA, TUV  
PS300  
This specification takes precedence over documents referenced herein.  
Reference documents shall be the issue in effect on the date of invitation for bid.  
Operation beyond the rated voltage or current may result in rupture, electrical arcing or flame.

### Materials Information

ROHS Compliant

ELV Compliant

Pb-Free

Directive 2002/95/EC  
Compliant

Directive 2000/53/EC  
Compliant

