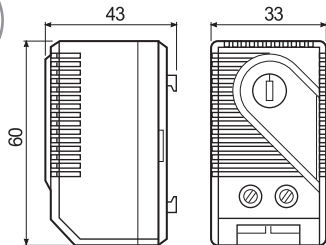


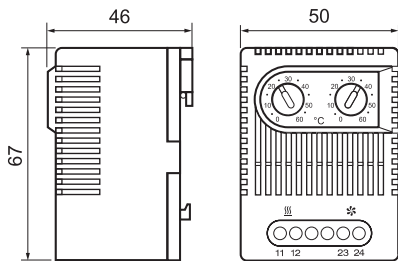
Features

Panel thermostat

- Small, compact size
- Snap action thermostatic Bimetal sensor
- Wide temperature setting range
- Long electrical life
- 35 mm rail (EN 60715) mount



7T.91.0.000.2303 / 7T.91.0.000.2403

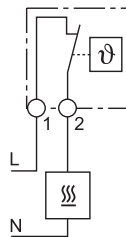
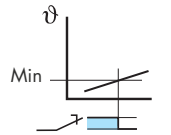


7T.92.0.000.2503

7T.91.0.000.2403



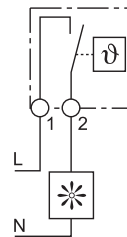
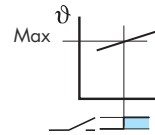
• Heating control



7T.91.0.000.2303



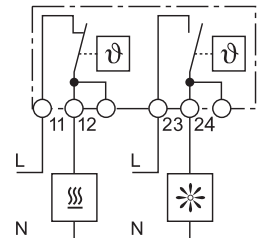
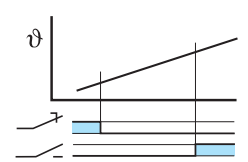
• Ventilation control



NEW 7T.92.0.000.2503



• Heating & Ventilation control



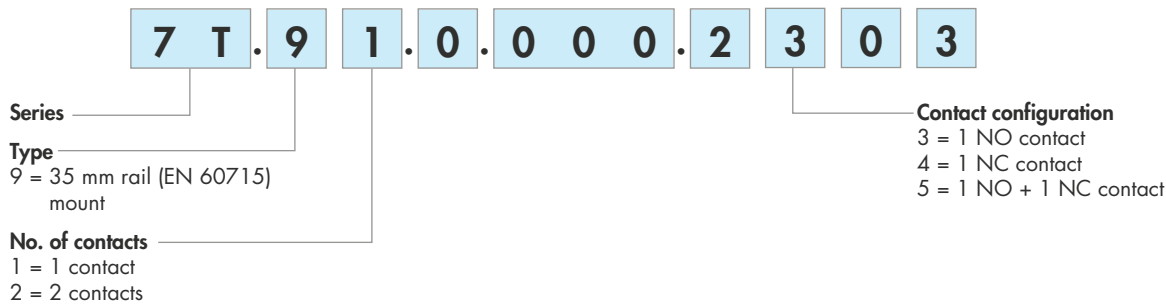
Heating control - Should the panel temperature fall below the (minimum) set temperature the contact will close to call for heat. The contact will open when this set temperature is exceeded.

Ventilation control - Should the panel temperature exceed the (maximum) set temperature then the contact will close to call for cooling. The contact will open when the temperature falls below this set temperature.

Contact specification			
Contact configuration		1 NC	1 NO + 1 NC
Rated current/Maximum peak current A		5/10	5/10
Rated voltage/Maximum switching voltage V AC		250/250	250/250
Rated load AC1 VA		1,250	1,250
Rated load AC15 (230 V AC) VA		250	250
Single phase motor rating AC3 (230 V AC) kW		0.125	0.125
Breaking capacity DC1: 30/110/220V A		1/0.3/0.15	1/0.3/0.15
Minimum switching load mW (V/mA)		500 (12/10)	500 (12/10)
Standard contact material		AgNi	AgNi
Temperature setting range			
Setting range (ventilation) °C		—	+0...+60
Switch temperature differential K		—	7 ± 4
Setting range (heating) °C		+0...+60	—
Switch temperature differential K		7 ± 4	—
Technical data			
Electrical life at rated load AC1 cycles		100,000	100,000
Protection category		IP 20	IP 20
Approvals (according to type)	CE EAC		

Ordering information

Example: 7T Series, thermostat for ventilation control, contact activates ventilation should the panel temperature exceed the set value (max+60°C), 35 mm rail (EN 60715) mount.



Technical data

Insulation according to EN 61810-1		
Dielectric strength between open contacts	V AC	500
Conducted disturbance immunity		
Burst (5-50 ns, 5 kHz)	EN 61000-4-4	4 kV
Surges (1.2/50 µs) - differential mode	EN 61000-4-5 4	4 kV
Other data		
Screw torque	Nm	0.5
Max. wire size	solid cable	stranded cable
	mm ²	1x2.5
	AWG	1x12

G