

Constant Current & Constant Voltage LED Power Supply

SLT6-350IL-4
SLT6-500IL-4
SLT6-700IL-4



Product description :

This series was designed for compromise between an attractive price and high performance, which meets SELV standard of preventing electric shock. Protection of open circuit, short circuit, over load and over temperature increased safety in processing. Low standby power consumption.

complies with ERP directives. Optimized electric circuit design brings cost-effectiveness.



Standards:

EN61347-1	UL8750 pending
EN61347-2-13	UL1310 pending
EN61547	
EN55015	
EN61000-3-2	
EN61000-3-3	
EN62384	

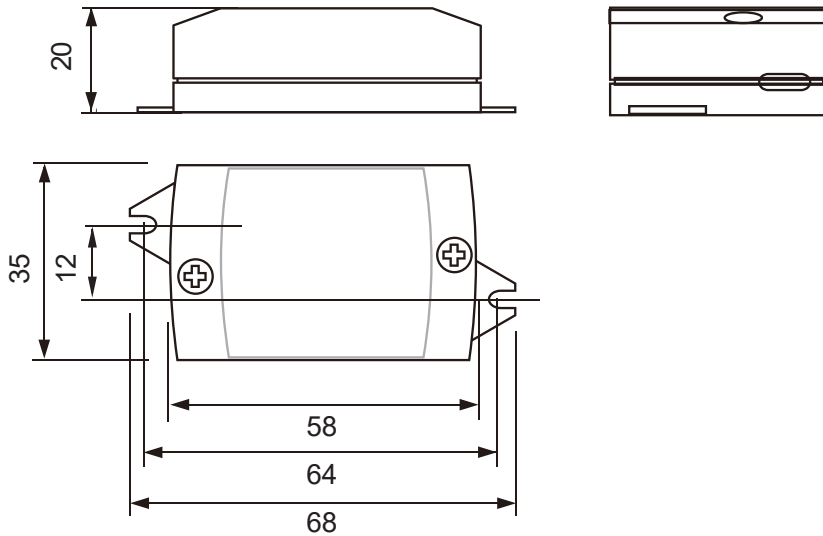
Characteristics:

- Universal input voltage(100-240Vac)
- Compact dimensions
- Independent use design
- Compatible with constant current and constant voltage function(350mA, 500mA and 700mA model)
- SELV output(<60V)
- Class 2 output
- Low output ripple current $\leq \pm 15\%$
- Fast start-up time $\leq 0.5s$
- No load power consumption $\leq 0.5W$
- Open circuit ,short circuit ,over load and over temperature protection
- Auto restart after fault conditions removal
- Low voltage ripple current 3%
- ECO design, comply with ERP directives

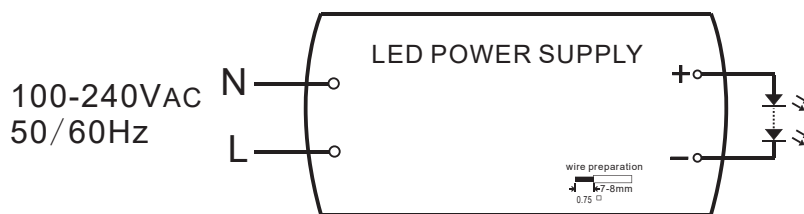
Specifications:

Model		SLT6-350IL-4	SLT6-500IL-4	SLT6-700IL-4	
Output	turn on time(S)	≤0.5	≤0.5	≤0.5	
	output current(mA)	350	500	700	
	CC	output current tolerance ⓘ	+/-5%	+/-5%	+/-5%
		ripple current(mA)(%)	≤3%	≤3%	≤3%
		working voltage range(V)	3-22	3-12	3-9
		Max. output voltage(V)	25	14	13
	CV	output vorage (V)	24	18	12
		output voltage tolerance ⓘ	+/-5%	+/-5%	+/-5%
		ripple voltage(mV)	n/a	n/a	n/a
		working current range(A)	0-0.25	n/a	0-0.5
	dimming interface		No		
dimming range		n/a			
Input	rated supply voltage(Vac)	100-240	100-240	100-240	
	voltage range(Vac)	90-264	90-264	90-264	
	line frequency(Hz)	50/60	50/60	50/60	
	input current(mA)	0.065@220-240V/0.1@100-120V	0.065@220-240V/0.1@100-120V	0.045@220-240V/0.085@100-120V	
	efficiency ⓘ	≥76%@230V	≥75%@230V	≥73%@230V	
	power factor ⓘ	≥0.70c @full load	≥0.70c @full load	≥0.80C@full load	
	inrush current(lpK)	15A/50uS	15A/50uS	95A/20uS	
Protection	over voltage protection	YES	YES	YES	
	short circuit protection	YES	YES	YES	
	over temperature protection	YES	YES	YES	
	automatic restart	YES	YES	YES	
	over load protection	YES	YES	YES	
	surge capacity	L-N: 500V	L-N: 500V	L-N: 500V	
Ambient and Life	Ta(°C)		-20...+50		
	Tc max.(°C)		90		
	Storage Temperature(°C)		-30...80		
	ambient humidity range		5%...85%RH, Not condensing		
	nominal life-time(hrs)		50000@Tc=90°C		
Other	weight(g)		37.5 pending		
	dimensions (LxWxH)(mm)		68x35x20		
	casing material		Plastic		
	housing colour		White		
	type of protection		IP20		
	protection class		CLASS II		
Note	<p>1. Tolerance:includes set up tolerance, line regulation and load regulation. 2. Tested at full load,230Vac.Refer to"Power Factor" and "EFFICIENT"curve graphs. 3. All parameters NOT specially mentioned are measured at nominal voltage input, rated load and 25 of ambient temperature. 4. The power supply is considered as a component that will be operated in combination with final equipment. Since EMC performance will be affected by the complete installation, the final equipment manufacturers must re-qualify EMC Directive on the complete installation again.</p>				

Dimensions(mm/inches):

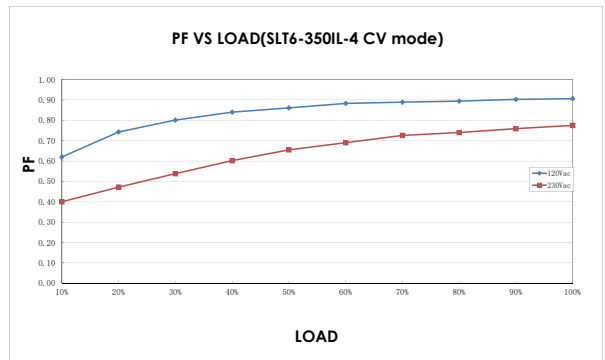
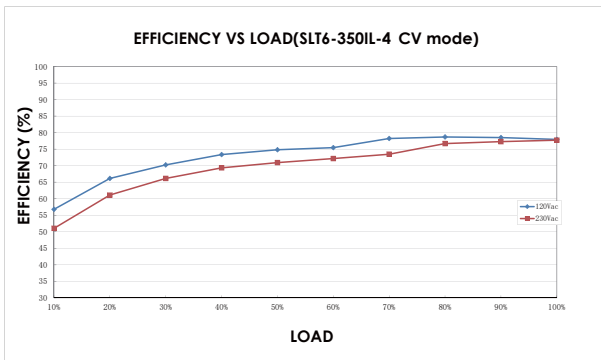
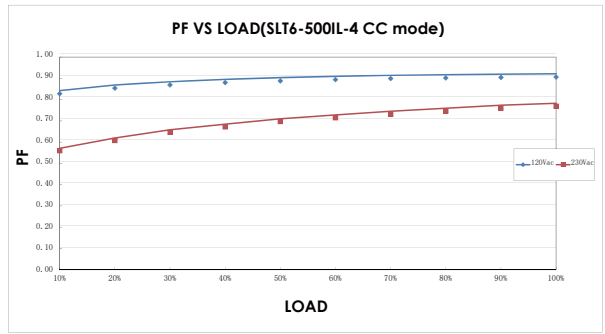
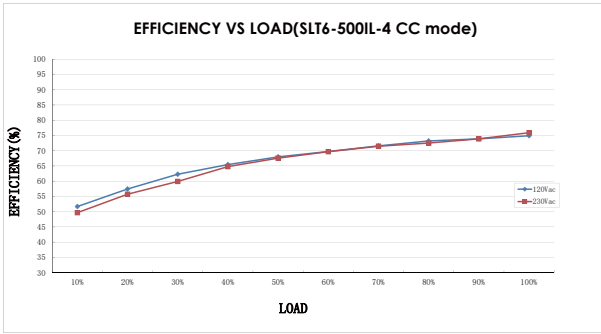
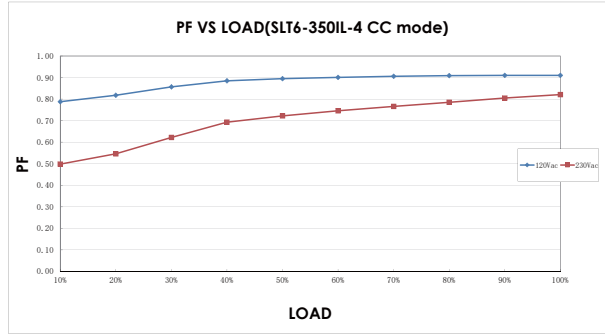
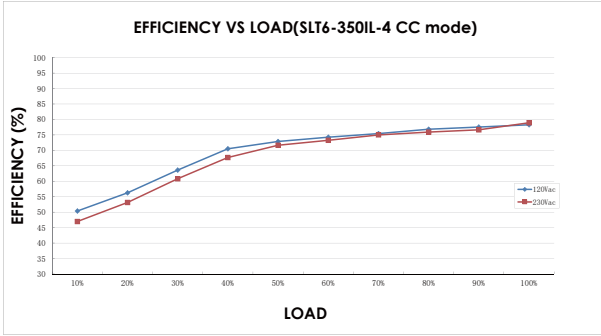


Wiring diagram:

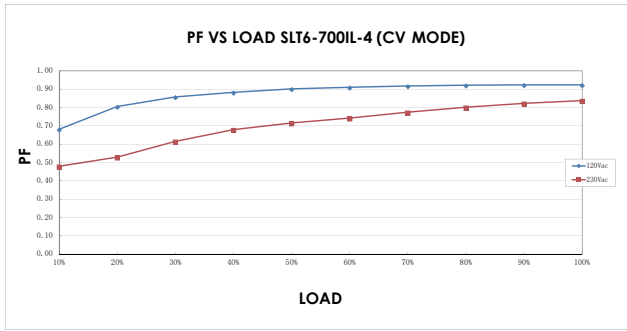
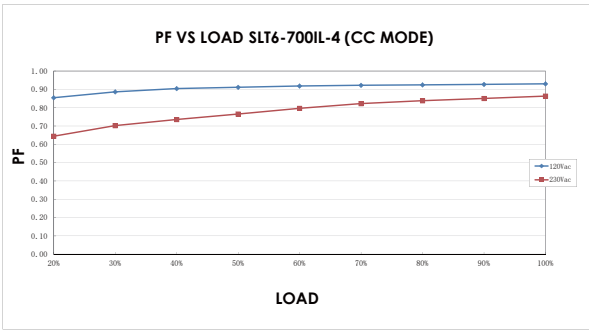
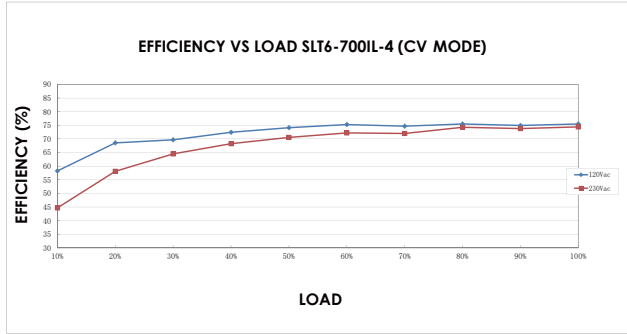
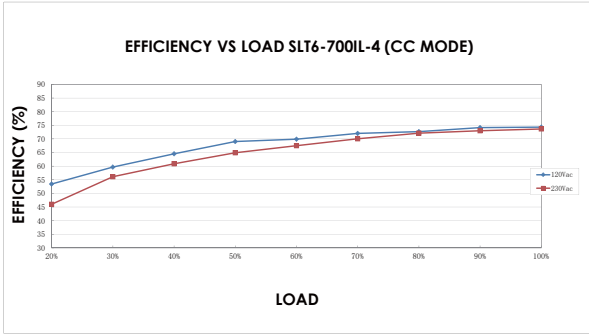


- 1.Tolerance : includes set up tolerance, line regulation and load regulation.
- 2.Tested at 100Vac input.
- 3.Tested at full load.Refer to"Power Factor" and "EFFICIENT"curve graphs.
- 4.All parameters NOT specially mentioned are measured at nominal voltage input, rated load and 25 of ambient temperature.
- 5.The power supply is considered as a component that will be operated in combination with final equipment. Since EMC performance will be affected by the complete installation, the final equipment manufacturers must re-qualify EMC Directive on the complete installation again."

Electrical curves:



Electrical curves:



MCBS information:

Miniature circuit breaker Model	B10	B13	B16	B20	C10	C13	C16	C20
SLT6-350IL-4	45	60	75	94	78	94	128	157
SLT6-500IL-4	45	60	75	94	78	94	128	157
SLT6-700IL-4	45	60	75	94	78	94	128	157

Sales & Technical Support:

SELF Electronics Co.,Ltd.(Headquarters)

Add: No. 1345 JuXian Road,Ningbo Hi Tech Park, Ningbo,China 315103
 Phone: +86-574-2880-5765, +86-574-2880-5658 (for English assistance)
 +86-574-2880-5678 (for Chinese assistance)
 Fax: +86-574-28805656
 E-mail: sales@self-electronics.com
<http://www.self-electronics.com>

Self Electronics Co.,Ltd.,Shenzhen Office

Add:Room2007, Xinglang Xuan, Xinghemingju, Fuming Rd.,
 Futian District, Shenzhen
 Tel:+86-755-8355-8850
 Fax:+86-755-8355-8840
 E-mail:szsales@self-electronics.com

SELF Electronics Germany GmbH

August-Horch-Str. 7,51149 Cologne
 Phone: +492203-18501-0
 Fax: 492203-18501-199
 E-mail: saleseu@self-electronics.com

*Due to continuous improvements and innovations,specifications are subjected to change without notice.