





ERD9 SERIES 10x10 SIZE SEALED CONSTRUCTION ROTARY TYPE

PIN OUT (3:3)			
			
ERD 9XXXM (SMT Type)	ERD 9XXXS (Through Hole Type)	ERD AXXXX (Shaft Type)	ERD 9XXXF/R (Right Angle Type)

■ FEATURES

- Molded-in terminals and fully sealed construction.
- All plastics UL 94V-0 grade fire retardant.
- Reliable contact and long-term stability.
- Binary decimal (10 positions) and hexadecimal (16 positions), real and complementary codes available.
- Pin-out is compatible with most of current equivalents.
- Gold plated contact to ensure low contact resistance.
- RoHS Compliant

■ APPLICATIONS

- Address switching applications
- Data storage devices
- Computer and peripherals
- Instrumentation

■ SPECIFICATIONS

1.ELECTRICAL

● Contact rating	switching	150mA, 42VDC
	non-switching	200mA
● Contact resistance (initial)	80mΩ Max.	
● Insulation resistance	100MΩ Min.	
● Dielectric strength	250VAC Min. for 60 seconds	

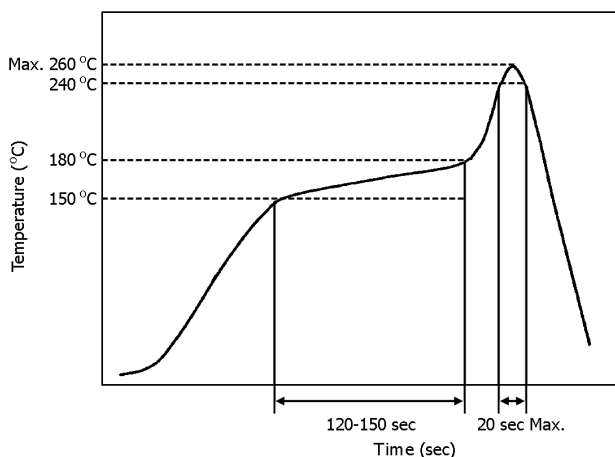
2.MECHANICAL AND ENVIRONMENTAL

● Temperature rating	operating	-40°C to +85°C
	storage	-40°C to +85°C
● Operation force	500 gf-cm Max.	



Switch

● Mechanical life	10,000 steps
● Vibration	10Hz-55Hz-10Hz for 6 Hrs.
● Solderability (for through hole type)	After flux 245±5°C for 5±1 seconds
● Resistance to soldering heat (for through hole type)	260±5°C for 5±1 seconds
● Reflow soldering heat for SMT type (reference only)	240°C for 20 seconds or less, peak temperature 260°C or less



■ PART NUMBERING SYSTEM

ERD 9 16 R S 04 Z

- Z: RoHS Compliant
- Special number:
 - None: Standard type
 - 04: Straight Pin (Terminals)
- Setting:
 - S: Standard type (Top Adjust type)
 - R: Right Angle type with row spacing 2.54 mm
 - F: Right Angle type with row spacing 5.08 mm
 - M: Surface mounting type with Top Tape Sealed
 - D: Surface mounting type with Top Tape Sealed in Tape & Reel Package
- Code:
 - R: Real
 - C: Complement
 - A: Real / Cross shaped slot type
 - B: Complement / Cross shaped slot type
- Number of positions: 10, 16
- Rotor:
 - 9: Flat type (pin out 3 :3)
 - A: Shaft type (pin out 3:3)
- Series name: ERD (Rotary Type Sealed Construction)

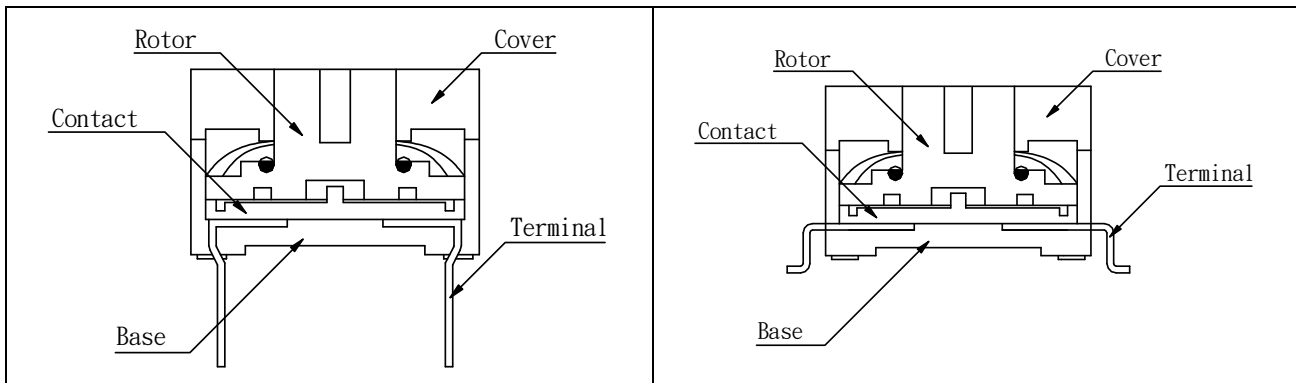


CODE

PIN NO.	POSITIONS															
	0	1	2	3	4	5	6	7	8	9	A	B	C	D	E	F
1	○	●	○	●	○	●	○	●	○	●	○	●	○	●	○	●
2	○	○	●	●	○	○	●	●	○	○	●	●	○	○	●	●
4	○	○	○	○	●	●	●	●	○	○	○	○	●	●	●	●
8	○	○	○	○	○	○	○	○	●	●	●	●	●	●	●	●

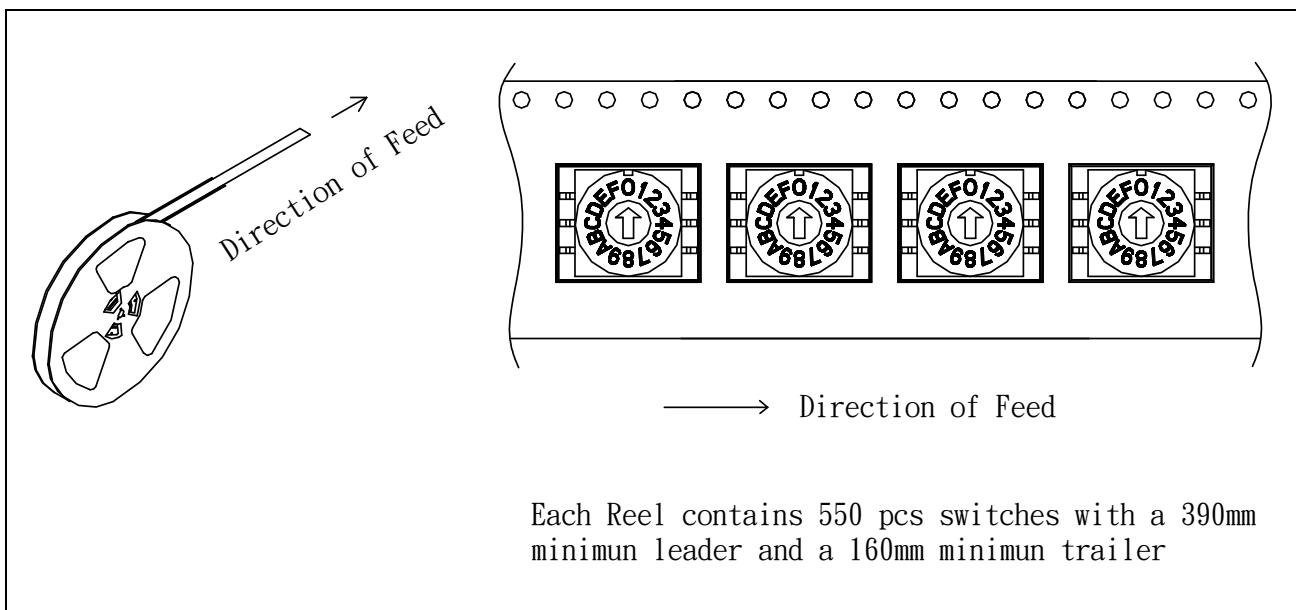
- ... Real Code
- Rotor color: Gray (3:3)
- ... Complement Code
- Rotor color: White (3:3)

CONSTRUCTION



PACKING

1. Tape & Reel Packaging (Per EIA STANDARD)



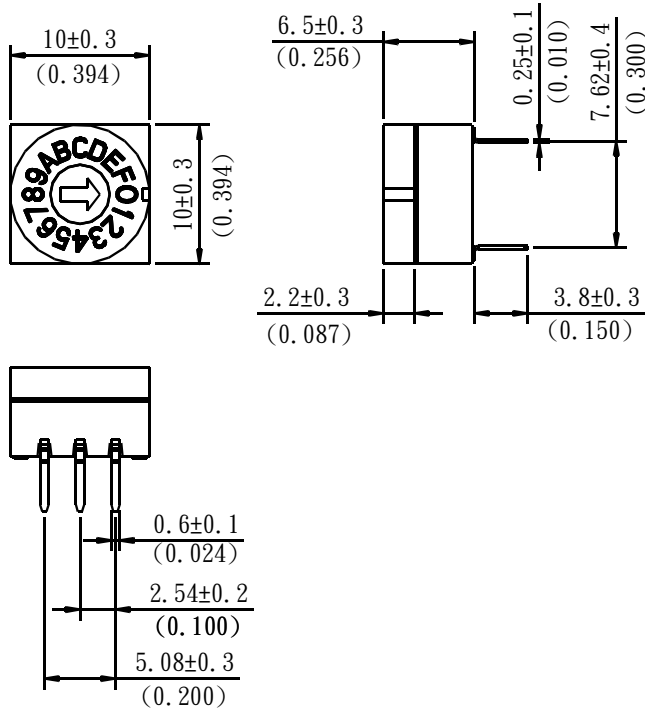


■ INTRODUCTION to ECE ROTARY DIP SWITCH

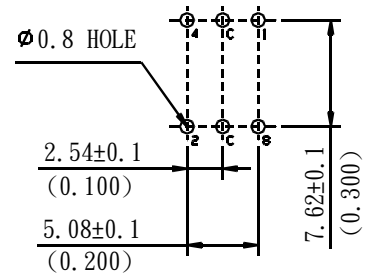
SIZE	POSITIONS	CODE	PIN OUT	ROTOR	TYPE	PART NUMBER
10x10	10,16	REAL, COMPLEMENT	3:3	FLAT, SHAFT	STANDARD	ERD9xxxS, ERDAxxxS
					RIGHT ANGLE	ERD9xxxR/F, ERDAxxxR/F
				FLAT	SMT	ERD9xxxM, ERDAxxxM
					SMT IN T&R	ERD9xxxD

■ DIMENSIONS AND CIRCUITRY UNIT:mm(inch) PIN OUT 3:3

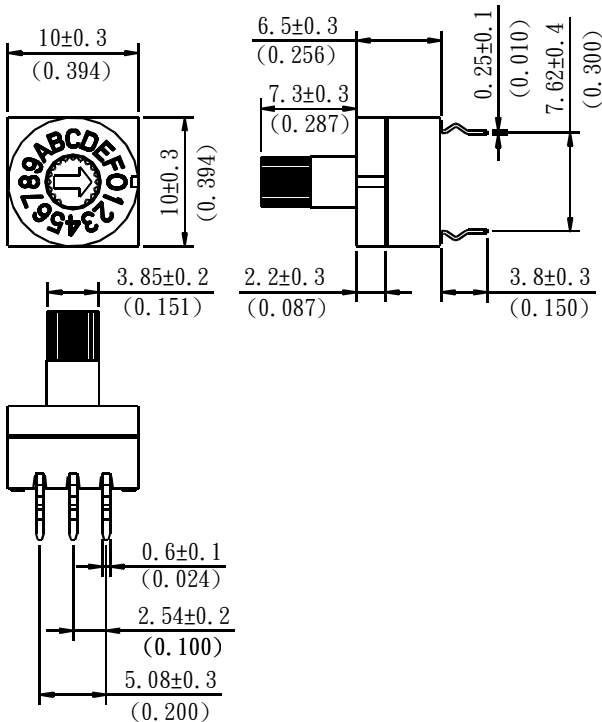
ERD9XXS04Z Flat Type



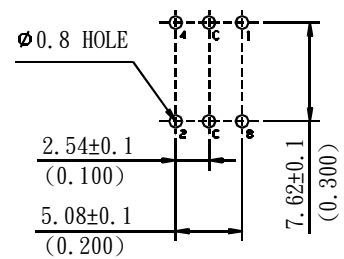
P. C. B. LAYOUT (TOP VIEW)



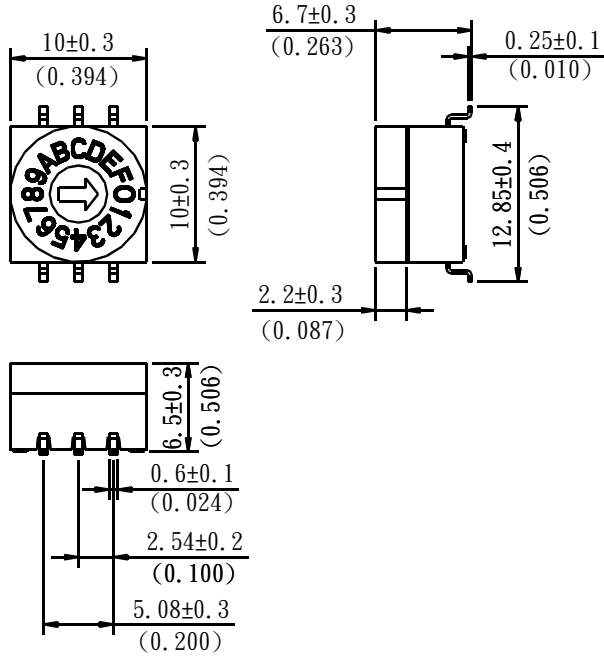
ERDAXXSZ Shaft Type



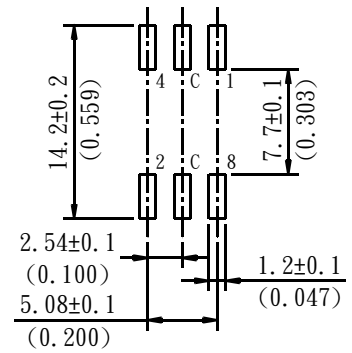
P. C. B. LAYOUT (TOP VIEW)



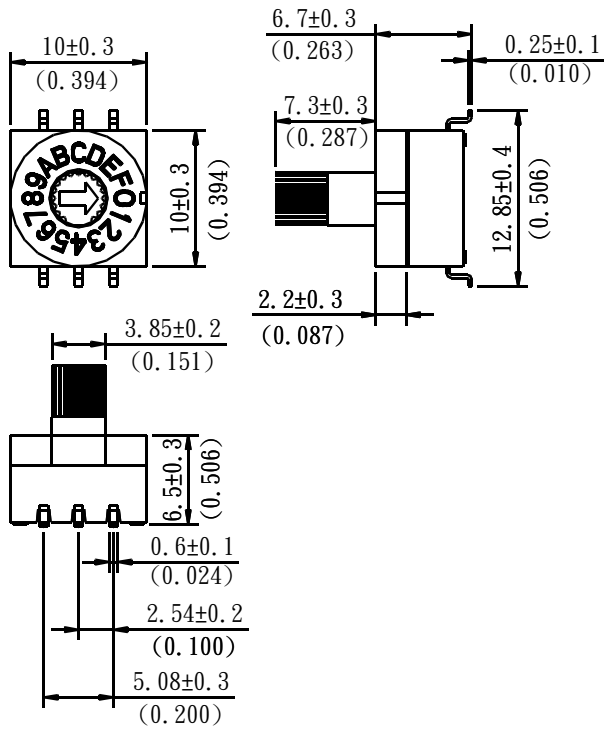
ERD9XXXMZ Flat Type



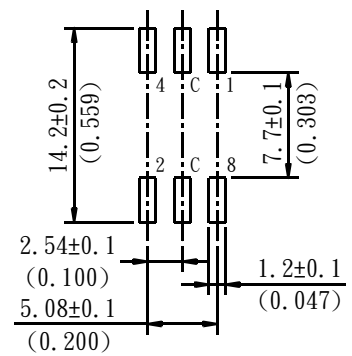
P. C. B. LAYOUT (TOP VIEW)



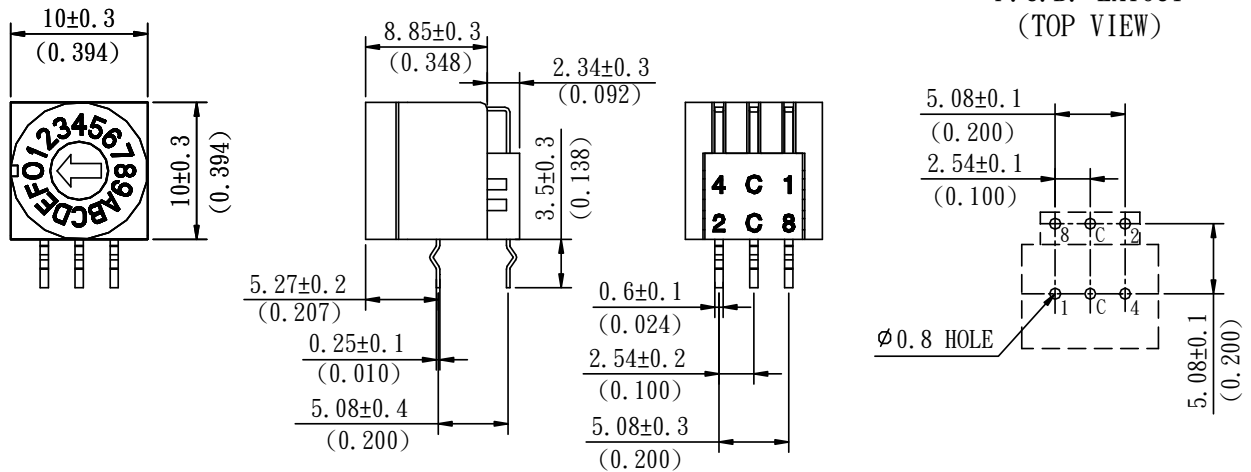
ERDAXXXMZ Shaft Type



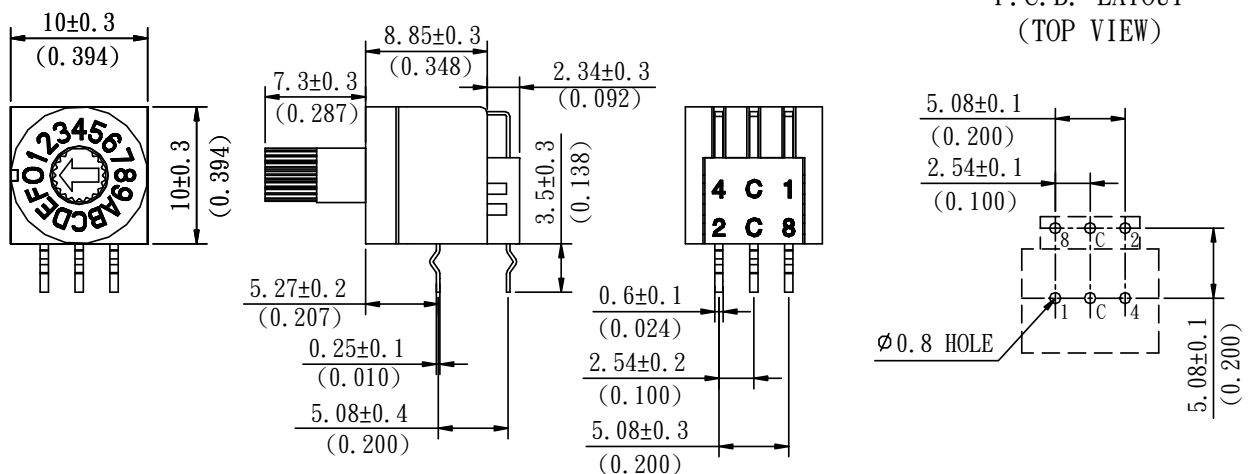
P. C. B. LAYOUT (TOP VIEW)



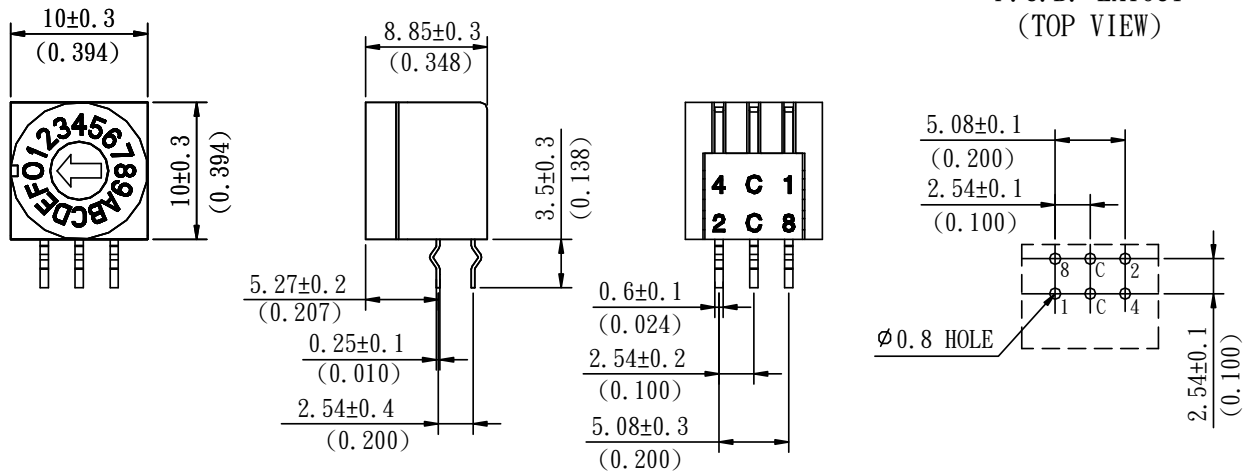
ERD9XXXFZ Flat Type



ERDAXXXFZ Shaft Type



ERD9XXXRZ Flat Type



ERDAXXRZ Shaft Type

