

Frontpanel Switch / Momentary or Latching, Medium Stroke, 10 mm



Frontpanel Switch 10 mm  
green  
round, illuminated



Frontpanel Switch 10 mm  
green  
round



Frontpanel Switch 10 mm  
green  
square

See below:

[Approvals and Compliances](#)

**Description**

- Available in version square or round in different colours
- non-illuminated or illuminated
- 1- or 2-pole Frontpanel and PCB Mounting
- Solder / THT / solder lugs

**Unique Selling Proposition**

- Absolute reliability and simple assembly
- Compact design with very small mounting depth
- Good illumination

**Weblinks**

[pdf data sheet](#), [html datasheet](#), [General Product Information](#), [CAD-Drawings](#), [Product News](#), [Detailed request for product](#)

**Technical Data**

**Electrical Data**

Switching Voltage	min. 100 mVAC/DC , max. 48 VAC / 48 VDC
Switching Current	max. 200 mA
Lifetime	> 100'000 actuations at Rated Switching Capacity 1.2 W
Contact Resistance	< 20 mΩ < 25 mΩ after lifetime
Insulation Resistance	> 10'000 MΩ
Duration of Bounce	typ. 0.5 ms

**Mechanical Data**

Actuating Force	1.2 ± 0.6 N
Actuating Travel	1.3 ± 0.5 mm
End Actuating Travel	2.9 ± 0.5 mm
End Stop Strength	> 50 N
Lifetime	> 100'000 actuations

**Climatical Data**

Operating Temperature	illuminated -25 °C to 60 °C
	Non-illuminated -25 °C to 85 °C
Storage Temperature	illuminated -25 °C to 60 °C
	Non-illuminated -25 °C to 85 °C
IP-Protection	IP40

**Other Data**

Solderability	235 °C / 2 sec (IEC 60068-2-20 Test Ta Method 1)
Resistance to Soldering Heat	260 °C / 5 sec (IEC 60068-2-20 Test Tb Method 1A)

**Material**

Socket	Thermoplastic (PES)
Button	Thermoplastic (PC)
Contact	CuZn37 5 µm Ag
Contact spring	CuBe37 5 µm Ag
Terminals	CuZn37 4 µm SN Pb 40

**Approvals and Compliances**

Detailed information on product approvals, code requirements, usage instructions and detailed test conditions can be looked up in [Details about Approvals](#)

SCHURTER products are designed for use in industrial environments. They have approvals from independent testing bodies according to national and international standards. Products with specific characteristics and requirements such as required in the automotive sector according to IATF 16949, medical technology according to ISO 13485 or in the aerospace industry can be offered exclusively with customer-specific, individual agreements by SCHURTER.




**Application standards**

Application standards where the product can be used

Organization	Design	Standard	Description
	Designed for applications acc.	IEC/UL 62368-1	Audio/video, information and communication technology equipment - Part 1: Safety requirements

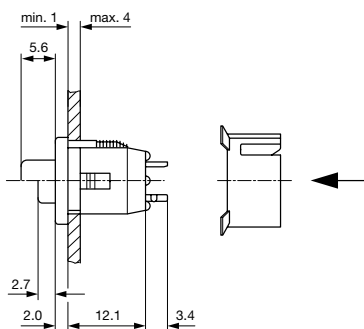
**Compliances**

The product complies with following Guide Lines

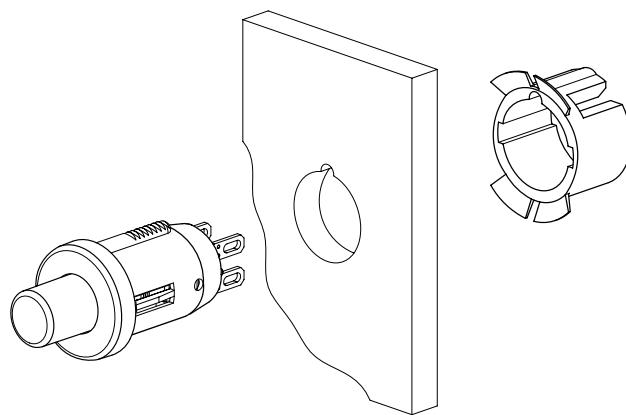
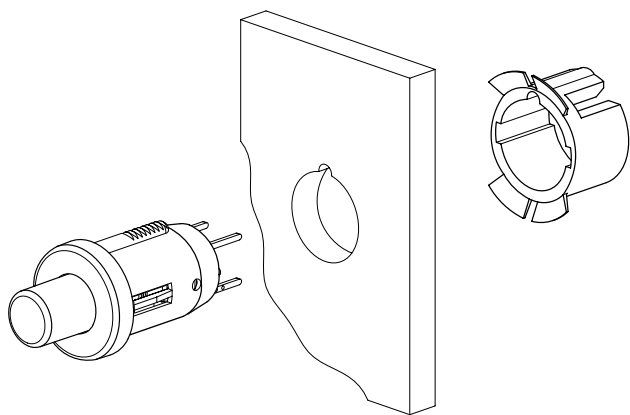
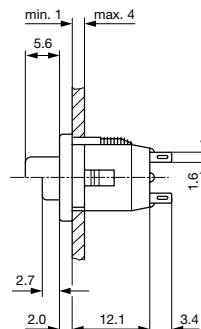
Identification	Details	Initiator	Description
	RoHS	SCHURTER AG	Directive RoHS 2011/65/EU, Amendment (EU) 2015/863
	China RoHS	SCHURTER AG	The law SJ / T 11363-2006 (China RoHS) has been in force since 1 March 2007. It is similar to the EU directive RoHS.
	REACH	SCHURTER AG	On 1 June 2007, Regulation (EC) No 1907/2006 on the Registration, Evaluation, Authorization and Restriction of Chemicals 1 (abbreviated as "REACH") entered into force.

**Dimension [mm]**

Small button

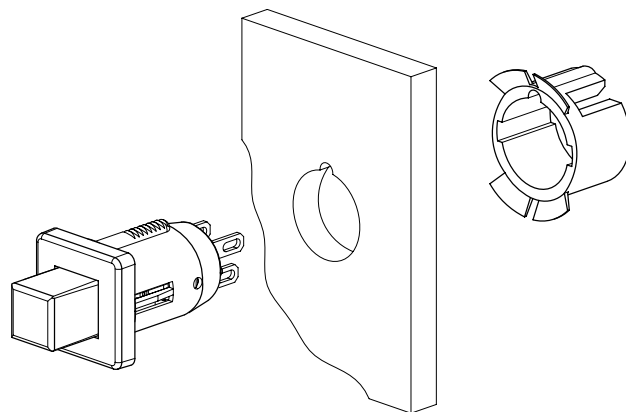
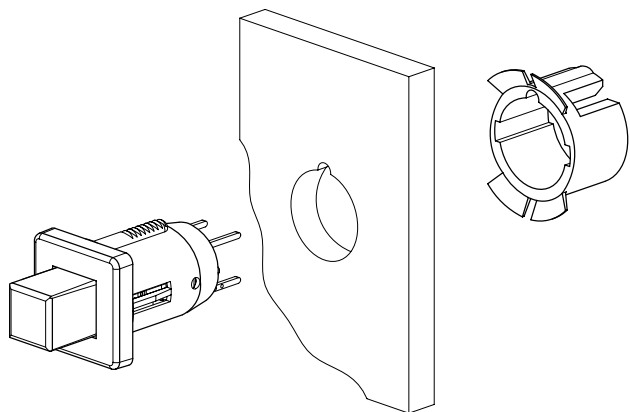


Small button with solder lugs



Small button

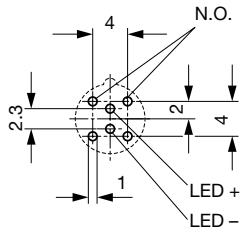
Small button with solder lugs



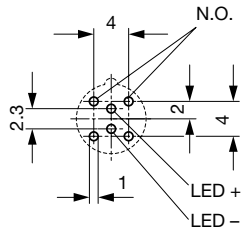
Small button

Small button with solder lugs

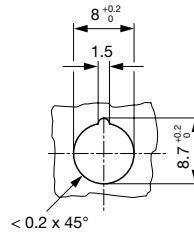
Dimension



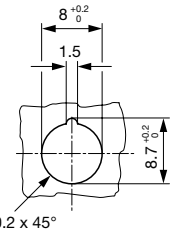
Drilling diagram / Wiring diagram



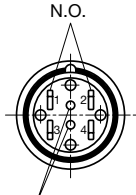
Drilling diagram / Wiring diagram



Front panel drilling

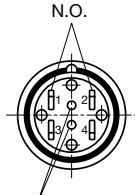


Front panel drilling



LED-terminals

Solder lug version

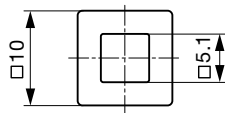
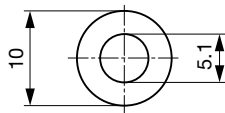
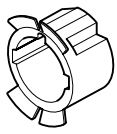


LED-terminals

Solder lug version

Assembly Instructions

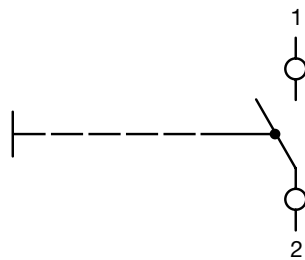
Securing clip, round bezel button, square betel button



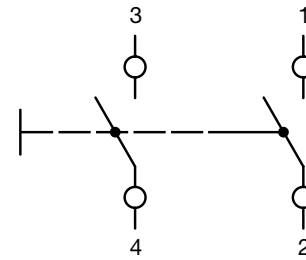
Necessary for front panel mounting

Diagrams

NO 1 pole



NO 2 pole



All Variants

Type	Number of Poles	Terminal	Form	Illumination	Color Button	Color LED	Color Bezel	Securing clip <sup>1)</sup>	Bestellnummer
Momentary	1-pole	Solder lugs	round		red	-	black	●	0041.8841.3107
Momentary	1-pole	Solder lugs	round		black	-	black	●	0041.8841.7107
Latching	2-pole	Solder lugs	round	●	red	red	black	●	0041.8857.3117
Latching	2-pole	Solder lugs	round	●	green	green	black	●	0041.8857.5127
Momentary	1-pole	Solder / THT	round		red	-	black		0041.9141.3107
Momentary	1-pole	Solder / THT	round	●	red	red	black		0041.9146.3117
Momentary	1-pole	Solder / THT	round	●	green	green	black		0041.9146.5127

Type	Number of Poles	Terminal	Form	Illumination	Color Button	Color LED	Color Bezel	Securing clip <sup>1)</sup>	Bestellnummer
Latching	1-pole	Solder / THT	round	●	red	red	black		0041.9156.3117
Latching	1-pole	Solder / THT	round	●	green	green	black		0041.9156.5127
Securing clip	-	-	-		-	-	-		0850.9242

With the illuminated version, the small button is transparent

<sup>1)</sup>Securing clip is included for solder lug version

Most Popular:

Availability for all products can be searched real-time: <https://www.schurter.com/en/Stock-Check/Stock-Check-SCHURTER>

**Packaging unit** 100 pcs